トランジスタ・モジュール 〔NPN, 1アーム〕

- ダーリントン・トランジスタ1個内蔵
- フリーホイル・ダイオード付
- 絶縁形
- UL認定品あり

Yellow Card No. : E80276 (N)
File No. : E80271

■等価回路

HA-1A

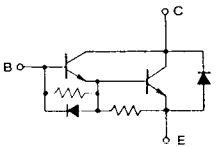

HA-1B

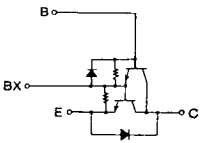

HA-1C

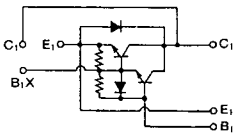

注1. I_C−1A, V_{EB}−2V, # 印はV_{CEX} (V_{EB}−2V)。 注2. 60Hz, 単相半波1サイクル波高値。 注3. T_C=25℃。 注4. AC, 1分間。

型名	最大定格 (T_J=25℃)											電気的特性										
	V_{CBO} (V)	$V_{CEX(SUS)}$ (注1) (V)	V_{EBO} (V)	I_C (A)	I_B (A)	I_F (A)	I_{FM} (注2) (A)	P_C (注3) (W)	T_j (℃)	T_{stg} (℃)	V_{iso} (注4) (V)	I_{CEX} (mA) 最大	V_{CE} (V)	V_{EB} (V)	I_{EBO} (mA) 最大	V_{EB} (V)	$V_{CEO(SUS)}$ (V) 最小	I_C (A)	h_{FE} 最小	V_{CE} (V)	I_C (A)
QM5HG−24	1200	1200 #	7	5	2.0	−		100	150	−40〜125	−	1	1200	2	50	7			5	1	3
QM10HB−2H	1000	1000	7	10	2.0	−		100	150	−40〜125	2500				150	7			5	1	15
QM15HA−H	600	600	5	15	0.9	15		100	150	−40〜125	2500				50	5			50/100	2/5	15
QM30HA−H	600	600	7	30	1.8	30	300	250	150	−40〜125	2500	1	600	2	200	7			75/100	2/5	30
QM30HC−2H	1600	1600 #	10	30	5.0	30	300	310	150	−40〜125	−	1	1600	2	400	10			75	5	30
QM30HQ−24	1200	1200	7	30	6.0	−	−	310	150	−40〜125	2500	1	1200	2	200	7			5	1	15
QM30HY−2H	1000	1000	7	30	2.0	30	300	310	150	−40〜125	2500	1	1000	2	200	7			75/100	2.8/5	30
QM50HA−H	600	600	7	50	3.0	50	500	310	150	−40〜125	2500	1	600	2	200	7			75/100	2/5	50
QM50HC−H	900	900 #	10	50	3.0	30	300	310	150	−40〜125	−	1	900	2	300	10			100	5	50
QM50HF−H	900	900 #	10	50	3.0	30	300	160	150	−40〜125	1500	1	900	2	300	10			100	5	50
QM50HG−H	600	600	7	50	3.0	50	300	140	150	−40〜125	2000	1	600	2	100	7			100	5	50
QM50HG−4	200	200	7	50	3.0	50	300	140	150	−40〜125	1500	1	200	2	200	7			1000	1.5	50
QM50HJ−H	900	900 #	10	50	3.0	30	300	178	150	−40〜125	−	3	900	2	100	10			100	5	50
QM50HY−2H	1000	1000	7	50	3.0	50	500	400	150	−40〜125	2500	1	1000	2	200	7			75/100	2.8/5	50
QM75HA−H	600	600	7	75	4.5	75	750	350	150	−40〜125	2500	1	600	2	200	7			75/100	2/5	75
QM100HC−M	400	350	7	100	3.0	100	1000	420	150	−40〜125	−	1	350	2	200	7			100/200	2/5	100
QM100HY−H	600	600	7	100	6.0	100	1000	620	150	−40〜125	2500	2	600	2	100	7			75/100	2/5	100
QM100HY−2H	1000	1000	7	100	5.0	100	1000	800	150	−40〜125	2500	2	1000	2	400	7			75/100	2.8/5	100
QM150HY−H	600	600	7	150	9.0	150	1500	690	150	−40〜125	2500	2	600	2	150	7			75/100	2/5	150
QM150HY−2H	1000	1000	7	150	8.0	150	1500	1000	150	−40〜125	2500	2	1000	2	200	7			75/100	2.8/5	150

http://store.iiic.cc/

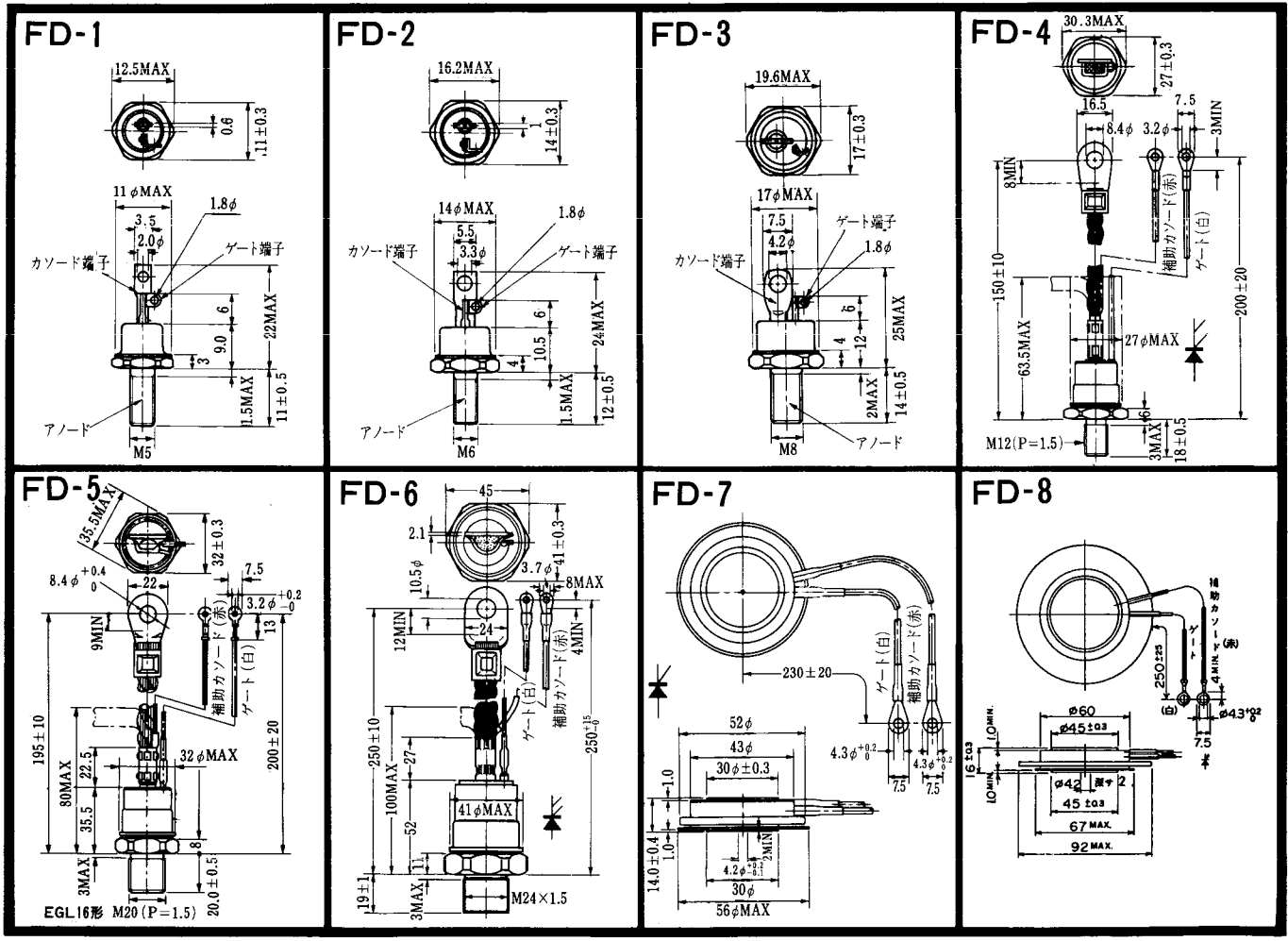

〈寸法図単位:mm〉

http://store.iiic.cc/

FD-9

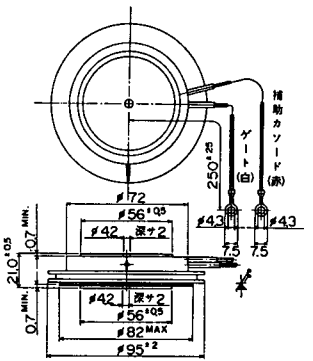

FD-10

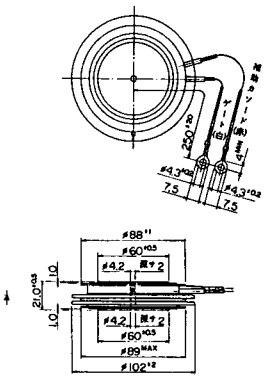

FD-11

FD-12

《寸法図単位:mm》

http://store.iiic.cc/

H-1

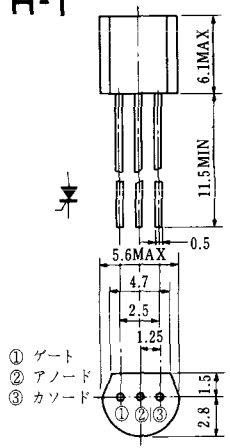

H-2

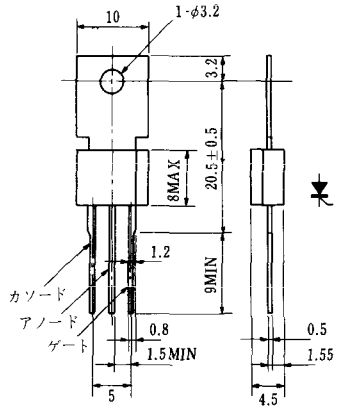

H-3

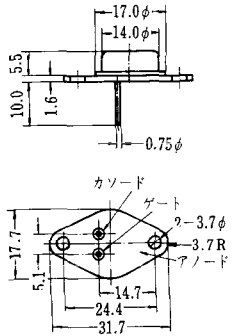

H-4

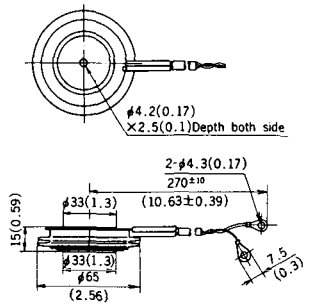

H-5

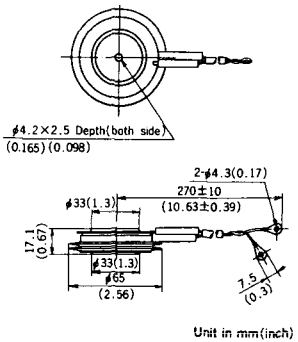

H-6

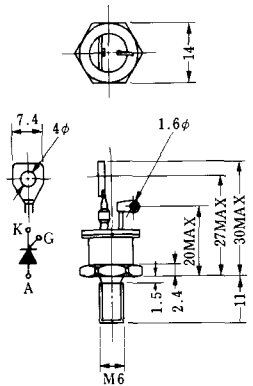

H-7

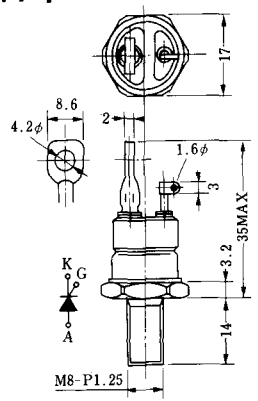

H-8A

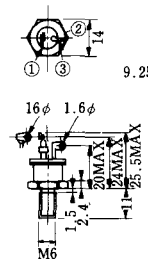

H-8B

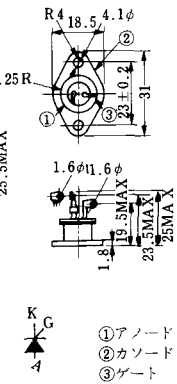

《寸法図単位：mm》

http://store.iiic.cc/

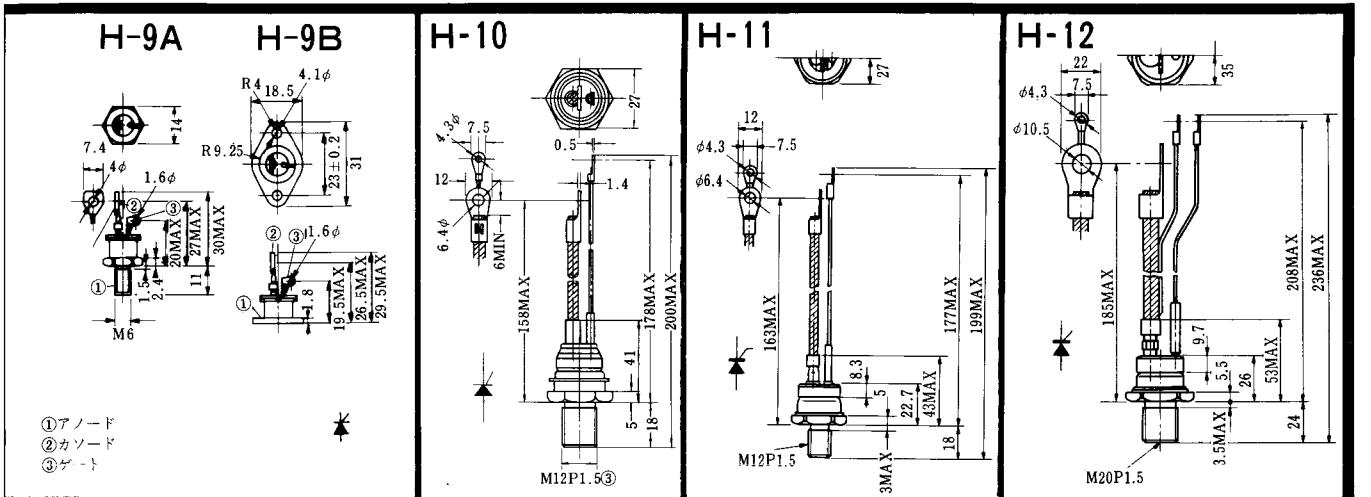

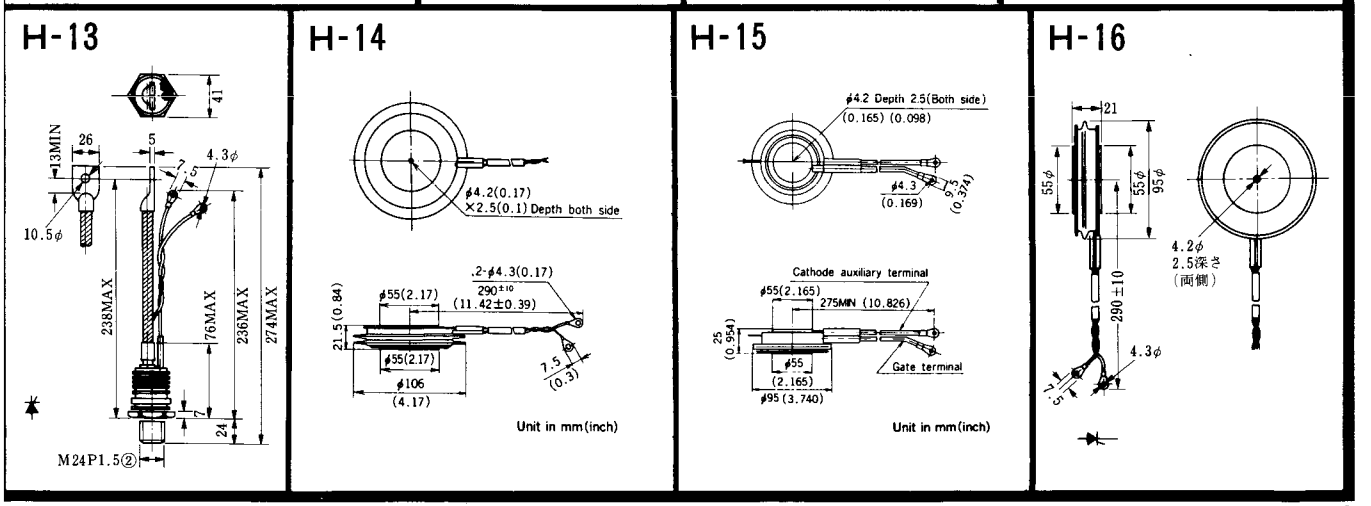

《寸法図単位：mm》

http://store.iiic.cc/

H-17

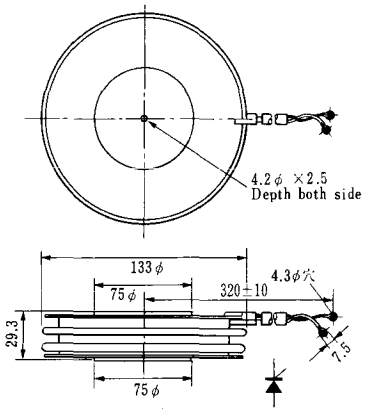

H-18

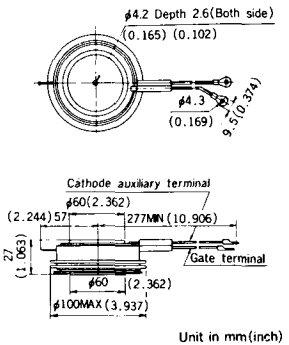

H-19

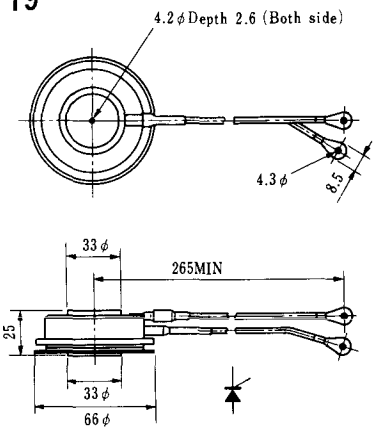

H-20

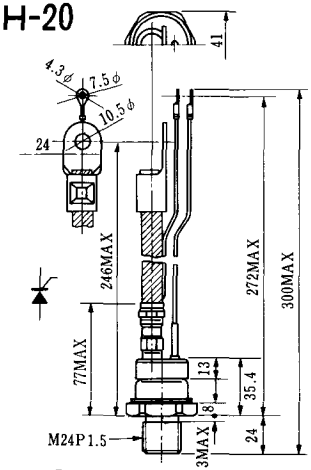

H-21

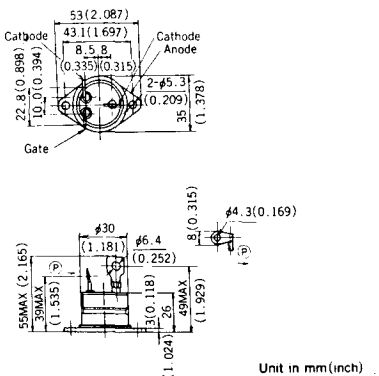

H-22

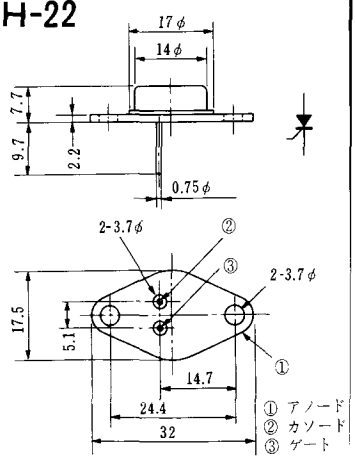

《寸法図単位：mm

http://store.iiic.cc/

H-23

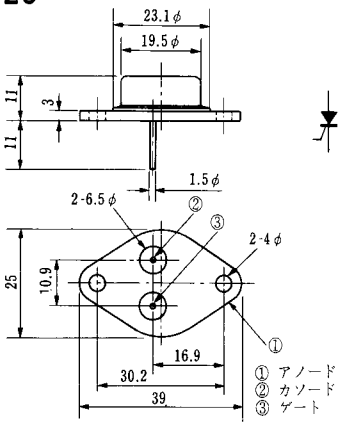

H-24

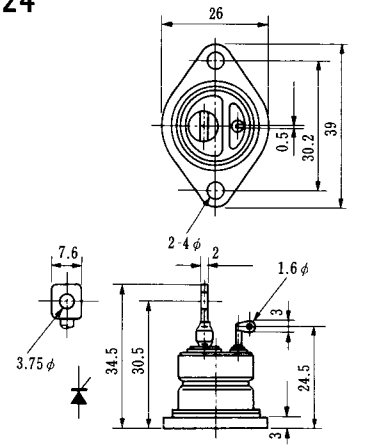

H-25

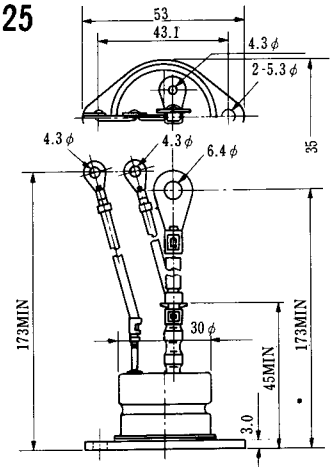

H-26

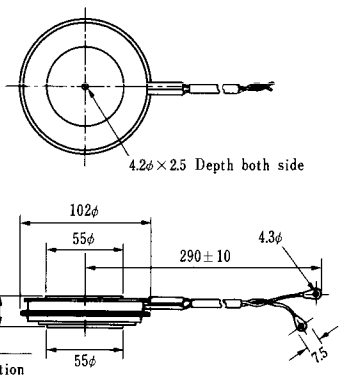

Type	Direction of polarity
CA12	

H-27

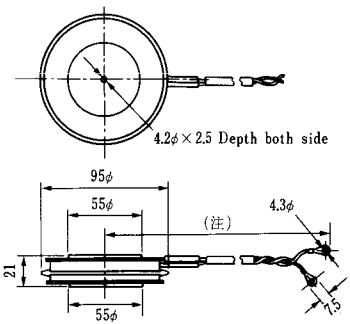

Type	Direction of polarity
CF11V	

(注) CC11V : 400±10
CF11V : 250±10

H-28

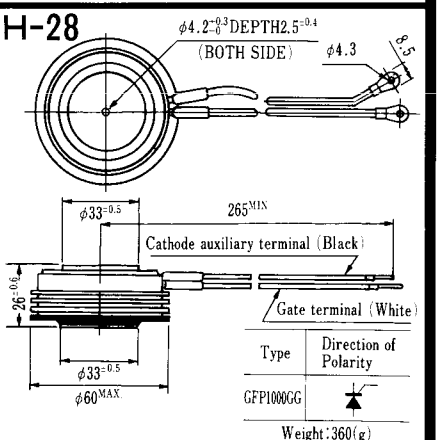

Type	Direction of Polarity
GFP1000GG	

Weight : 360(g)

Note : The thickness is a dimension in press at the rated mounting force.

《寸法図単位 : mm》

http://store.iiic.cc/

H-29

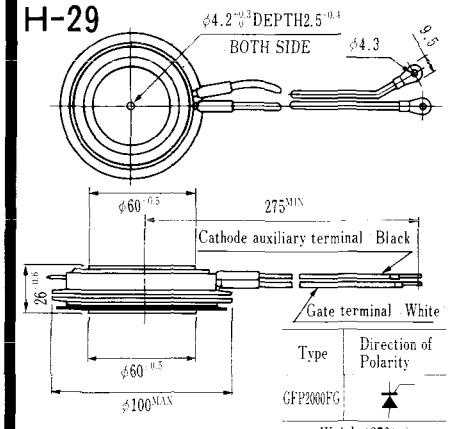

Type	Direction of Polarity
GFP2000FG	▲

Weight : 870(g)

Note : The thickness is a dimension in press at the rated mounting force.

H-30

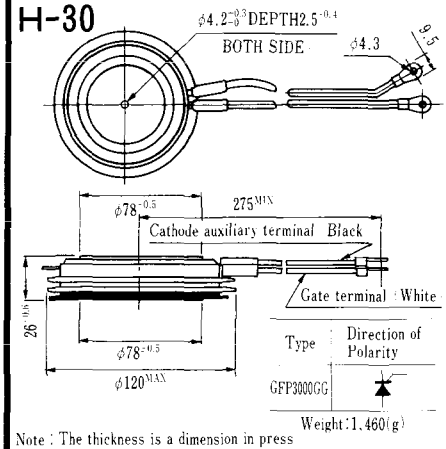

Type	Direction of Polarity
GFP3000GG	▲

Weight : 1,460(g)

Note : The thickness is a dimension in press at the rated mounting force.

《寸法図単位:mm》

http://store.iiic.cc/

HT-1

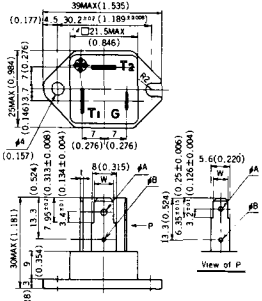

TERMINAL	t	W	φA	φB
T_1	0.8±0.025 (0.031±0.001)	6.35±0.1 (0.250±0.004)	$2.00^{+0.1}_{-0}$ ($0.079^{+0.004}_{-0}$)	1.3 (0.051)
T_2	0.8±0.025 (0.031±0.001)	6.35±0.1 (0.250±0.004)	$2.00^{+0.1}_{-0}$ ($0.079^{+0.004}_{-0}$)	1.3 (0.051)
G	0.5±0.025 (0.020±0.001)	4.75±0.1 (0.187±0.004)	$1.55^{+0.1}_{-0}$ ($0.061^{+0.004}_{-0}$)	1.3 (0.051)

Unit in mm(inch)

HT-2

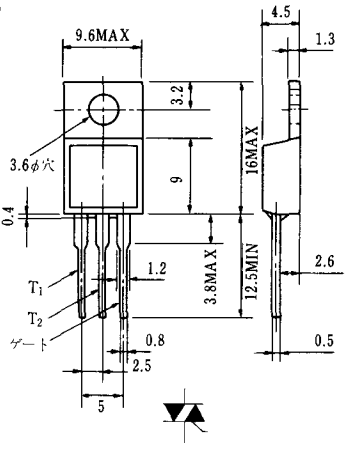

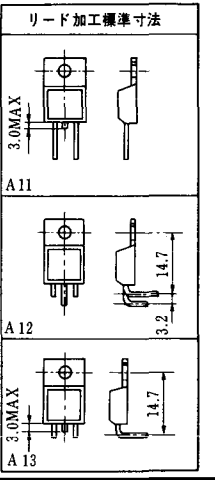

HT-3

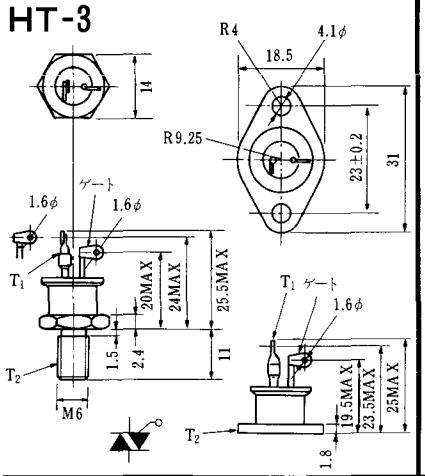

HT-4

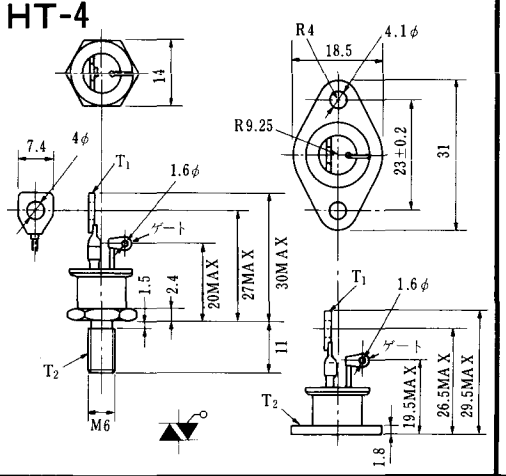

HT-5

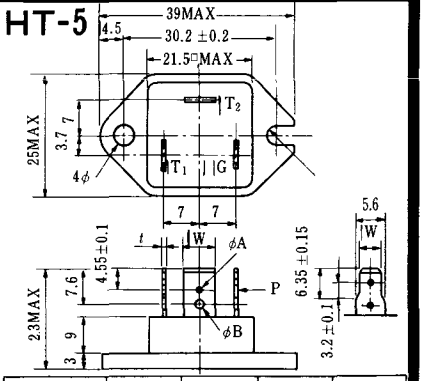

TERMINAL	t	W	φA	φB
T_1	0.8±0.025	6.35±0.1	$2.00^{+0.1}_{-0}$	2.4
T_2	0.8±0.025	6.35±0.1	$2.00^{+0.1}_{-0}$	2.4
G	0.5±0.025	4.75+0.1	$1.55^{+0.1}_{-0}$	1.55

《寸法図単位：mm》

http://store.iiic.cc/

M-1

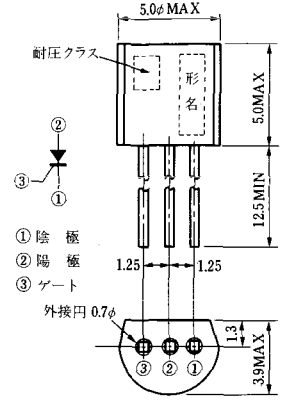

JEDC：TO-92

M-2

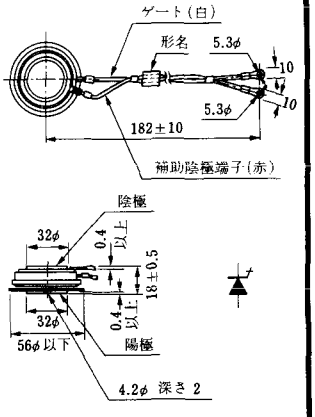

M-3

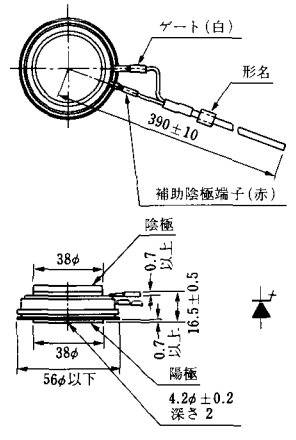

M-4

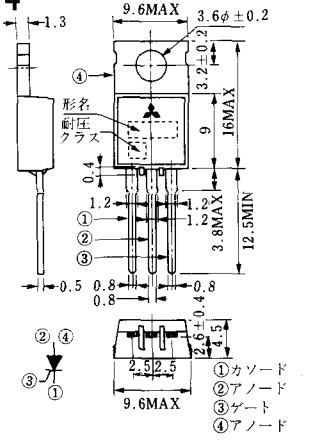

M-5

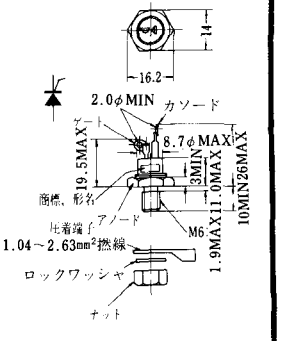

注：指定のあるときのみマイカワッシャ，スペーサを付ける

M-6

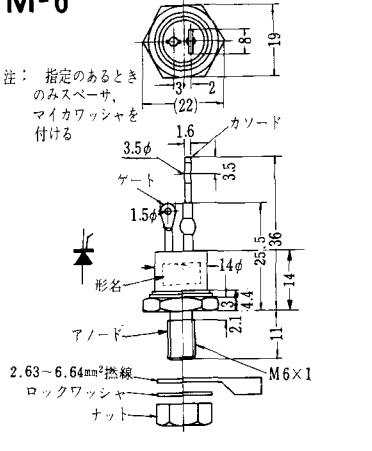

M-7

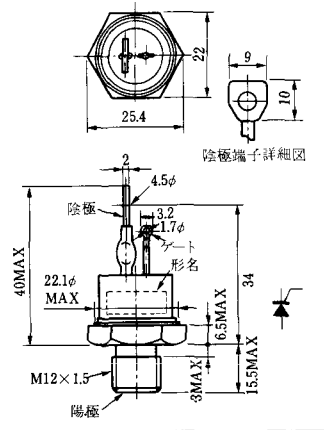

M-8

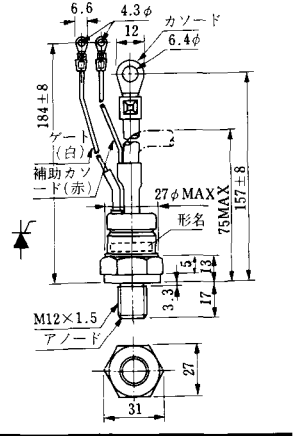

《寸法図単位：mm

http://store.iiic.cc/

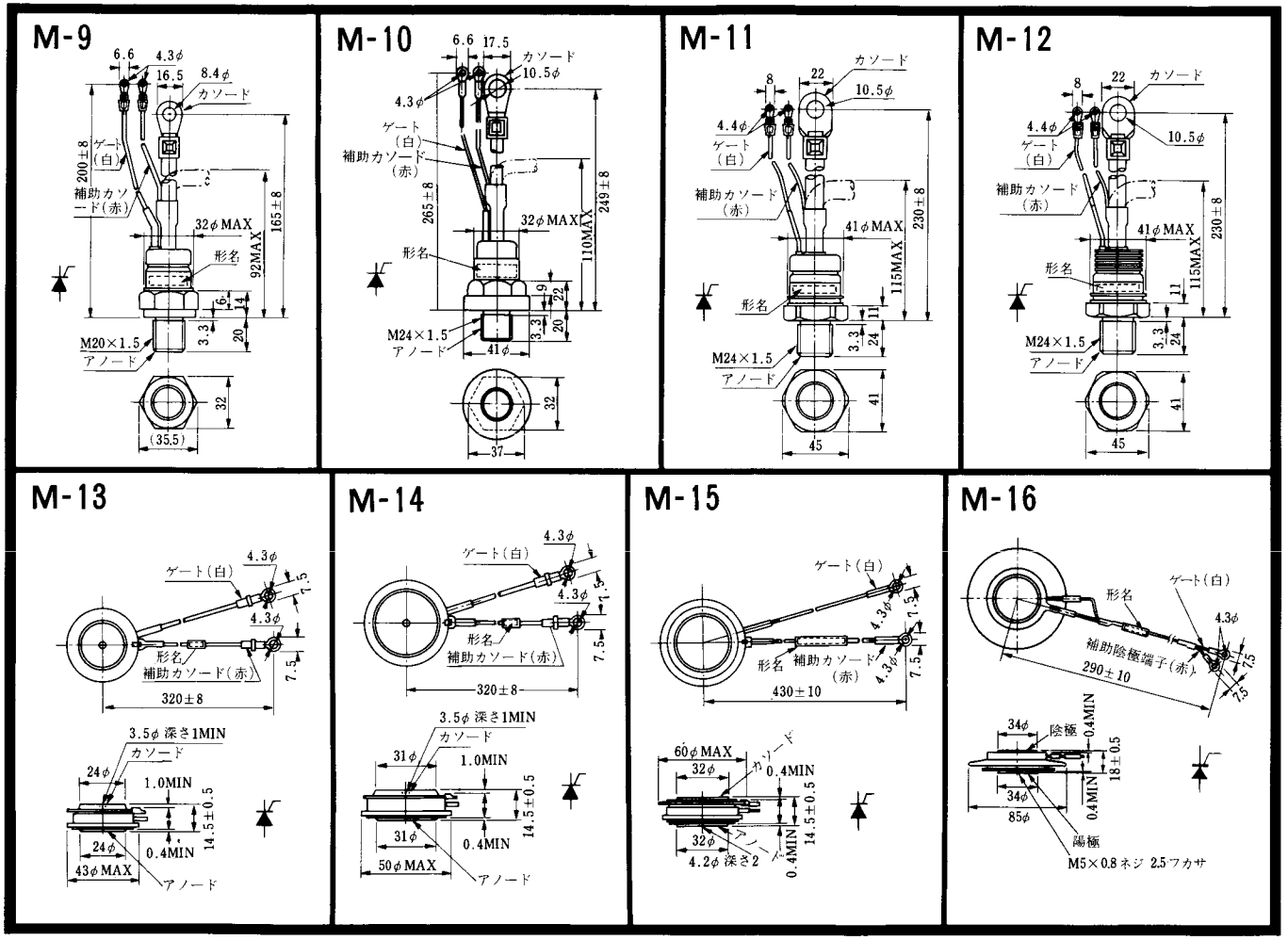

《寸法図単位：mm》

http://store.iiic.cc/

M-17

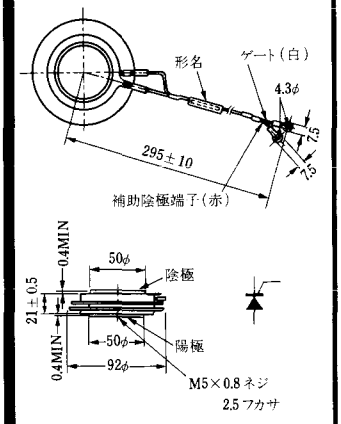

M-18

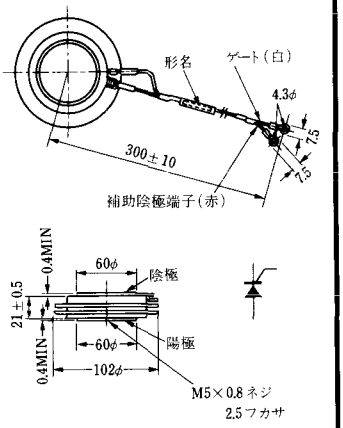

M-19

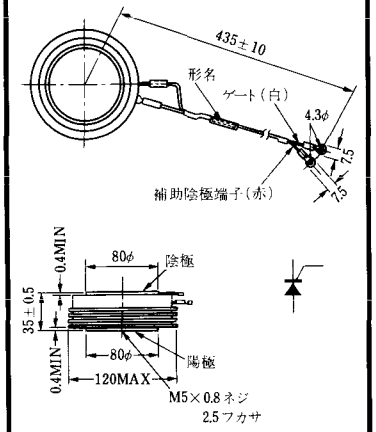

M-20

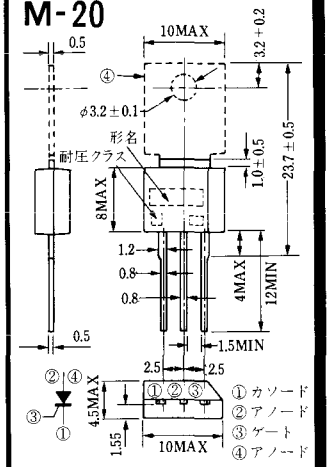

M-21

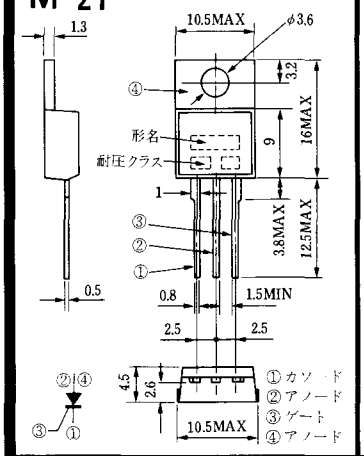

M-22

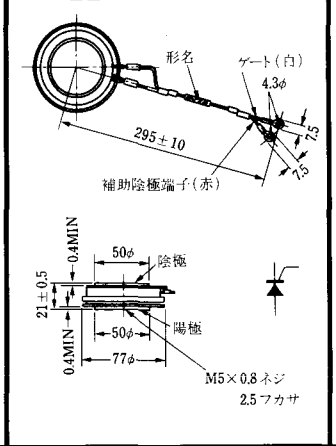

M-23

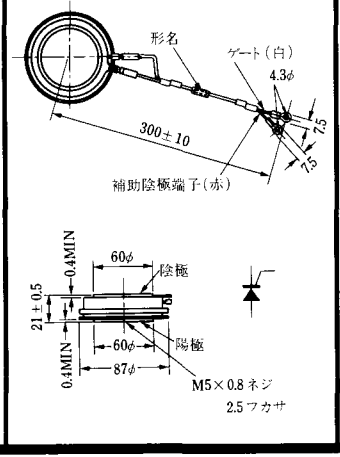

M-24

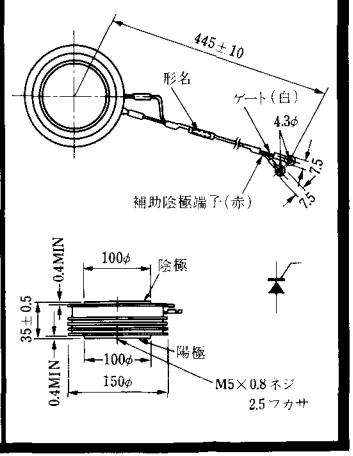

《寸法図単位：mm》

http://store.iiic.cc/

M-25

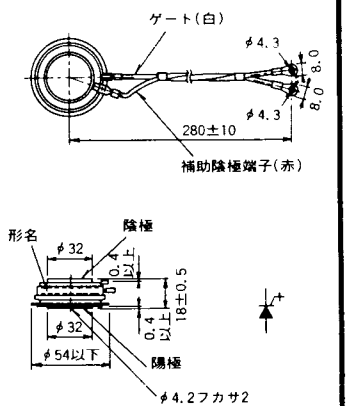

M-26

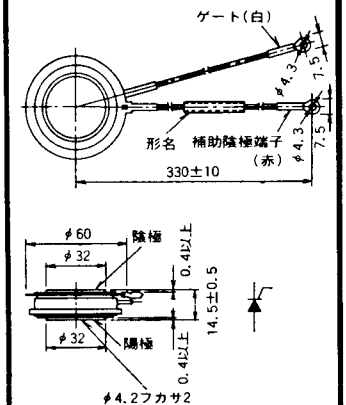

M-27

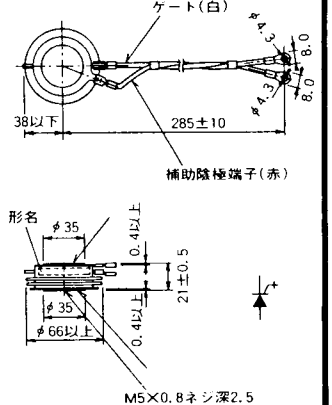

M-28

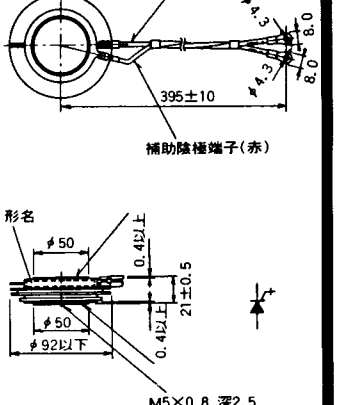

M-29

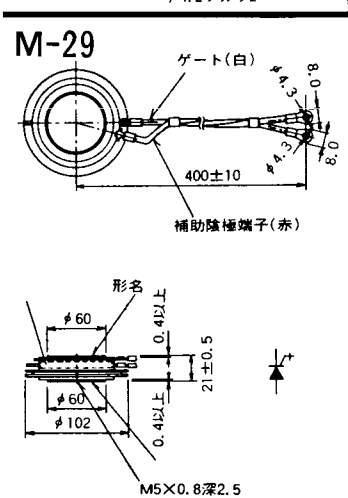

M-30

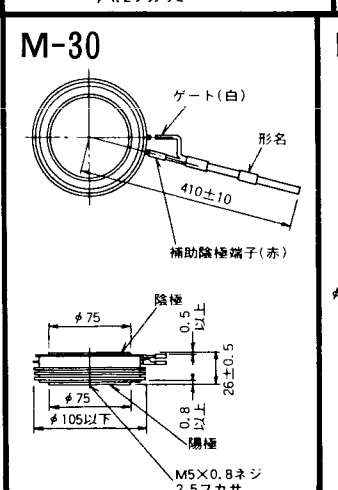

M-31

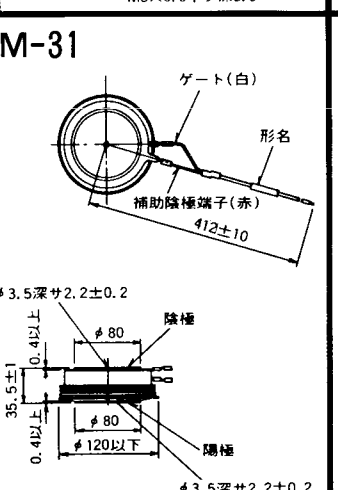

M-32

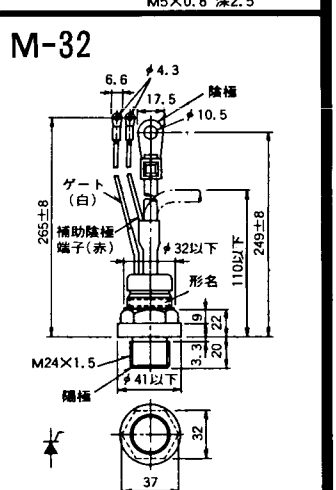

《寸法図単位：mm》

http://store.iiic.cc/

M-33

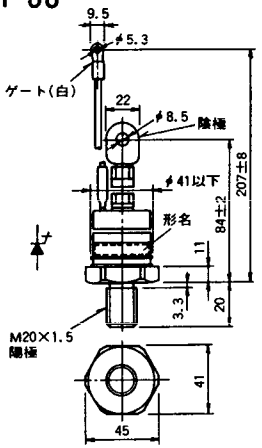

M-34

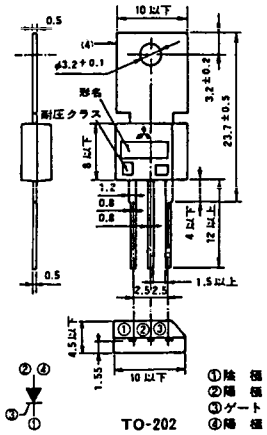

《寸法図単位:mm》

http://store.iiic.cc/

MT-1

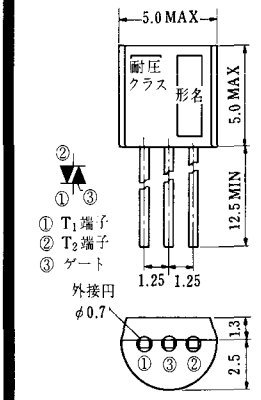

MT-2

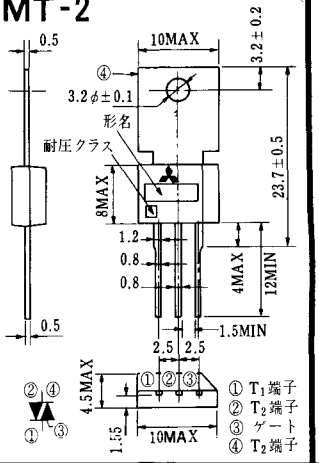

MT-3

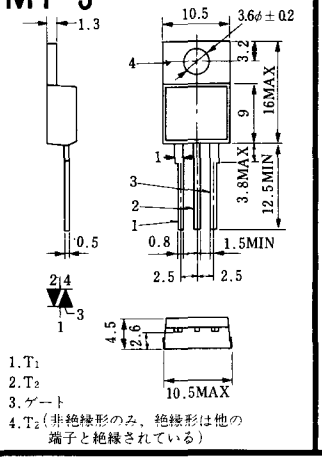

MT-4

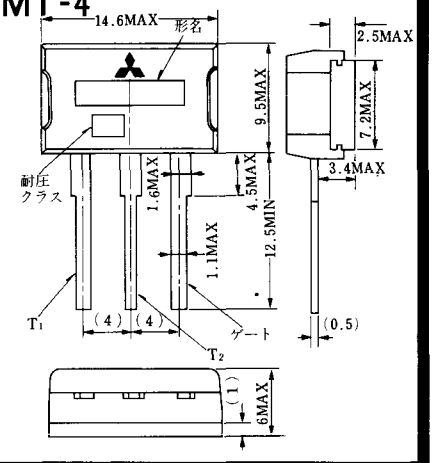

MT-5

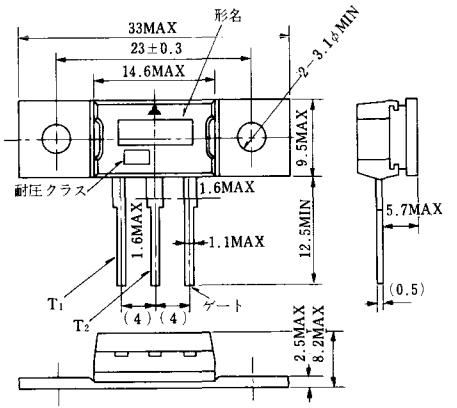

MT-6

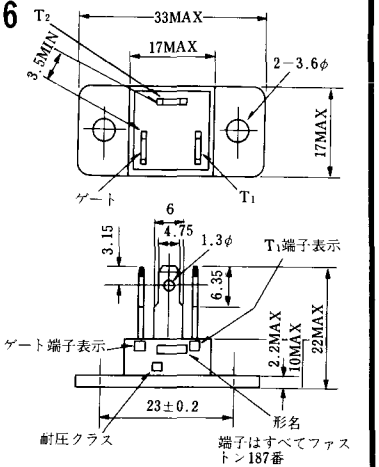

MT-7

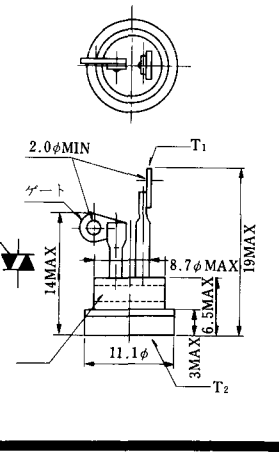

《寸法図単位：mm》

http://store.iiic.cc/

MT-8

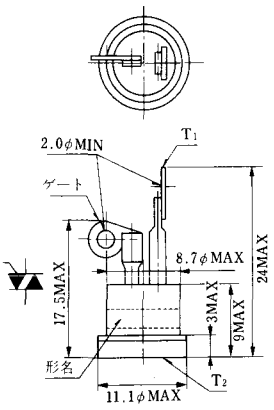

MT-9

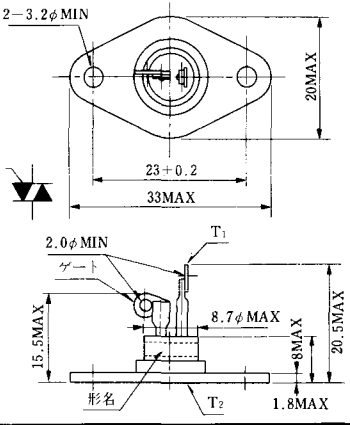

MT-10

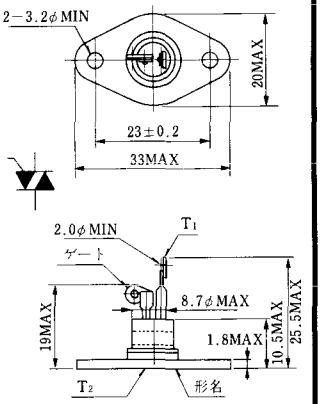

MT-11

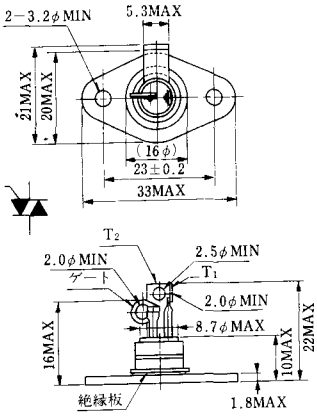

MT-12

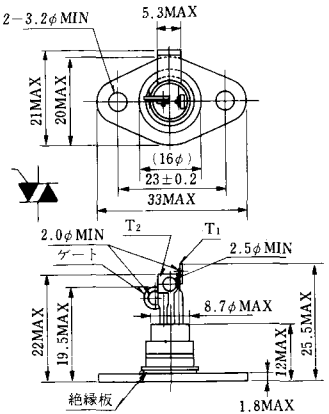

MT-13

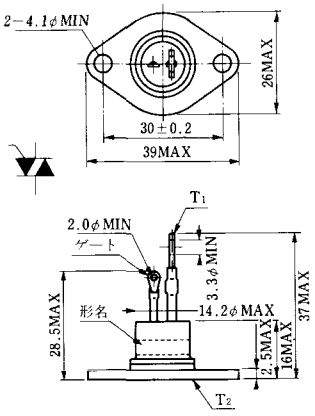

MT-14

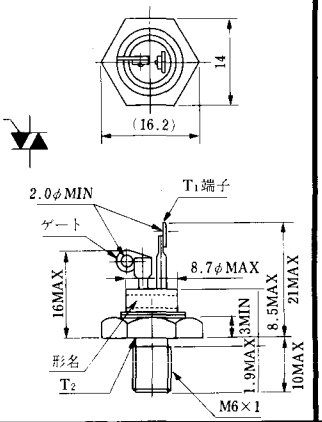

MT-15

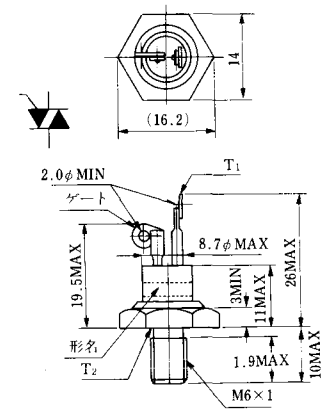

《寸法図単位：mm》

http://store.iiic.cc/

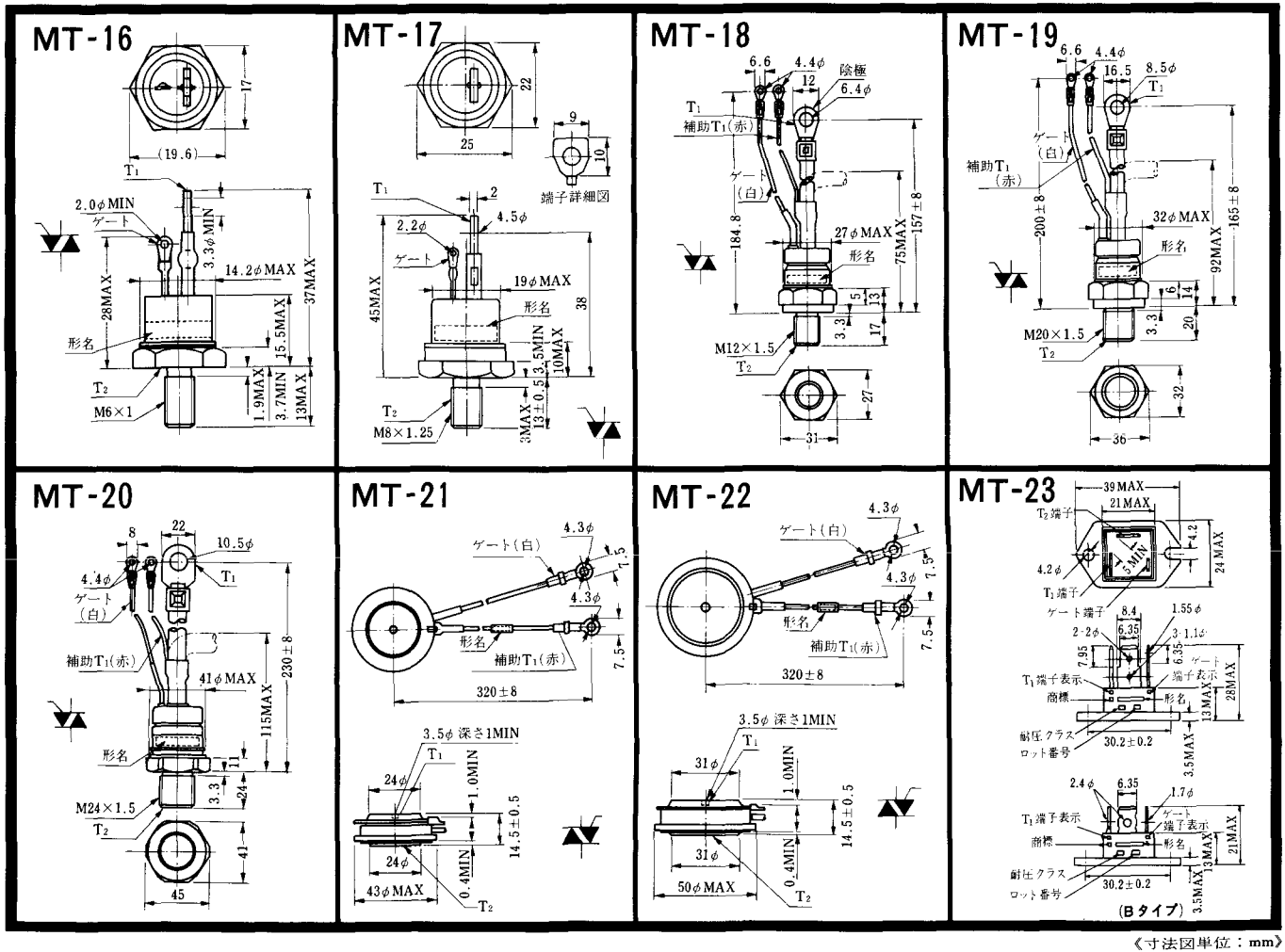

《寸法図単位：mm》

http://store.iiic.cc/

MT-24

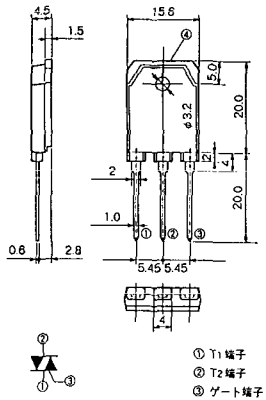

TO－3P

《寸法図単位:mm》

http://store.iiic.cc/

N-1

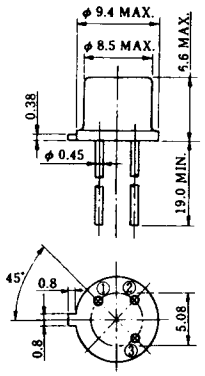

N-2

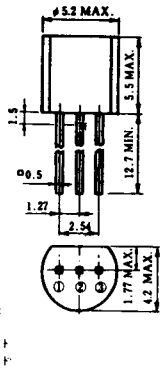

N-3

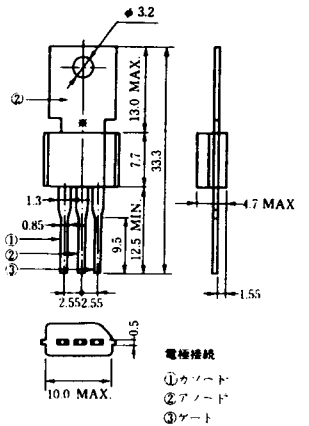

N-4

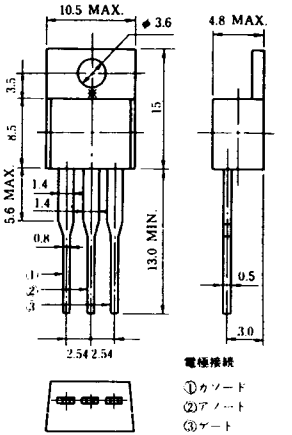

N-5

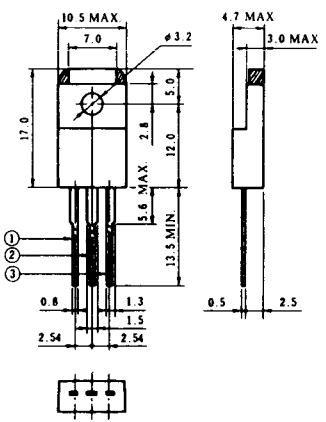

N-6

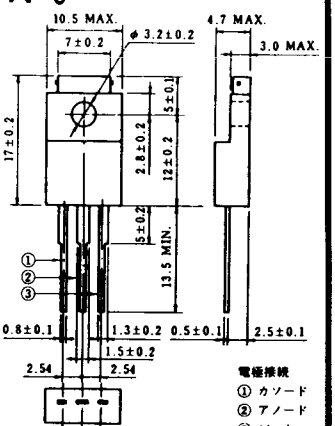

N-7

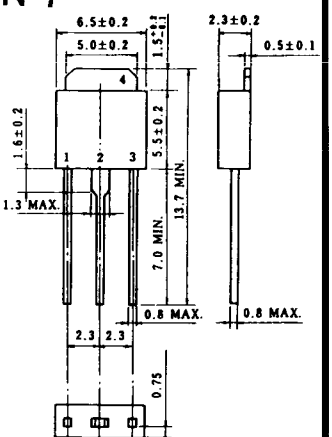

N-8

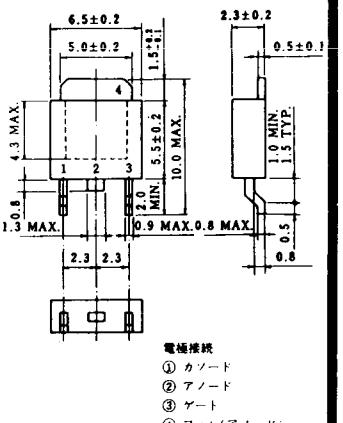

〈寸法図単位：mm〉

http://store.iiic.cc/

N-9

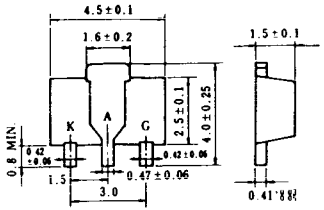

電極接続
K：カソード
A：アノード
G：ゲート

《寸法図単位：mm》

http://store.iiic.cc/

NA-1

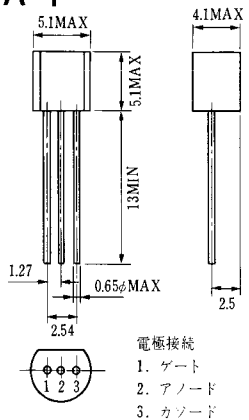

電極接続
1. ゲート
2. アノード
3. カソード
JEDEC：TO-92

NA-2

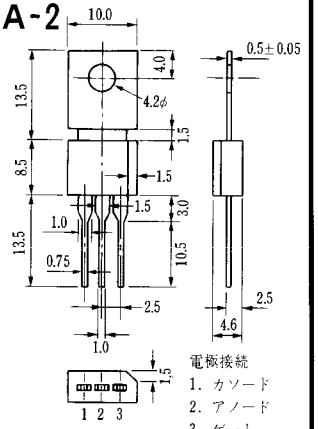

電極接続
1. カソード
2. アノード
3. ゲート
JEDEC：TO-202AA

《寸法図単位：mm》

http://store.iiic.cc/

NI-1

11RC
21RC

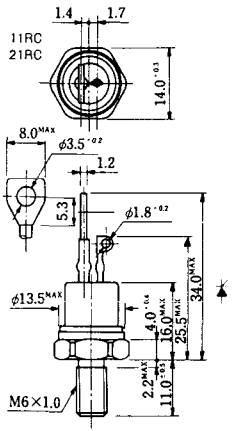

NI-2

29RD

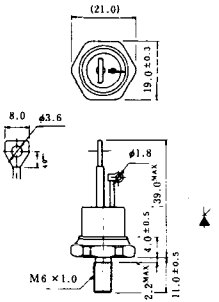

NI-3

39RC
59RC
39RF
59RF

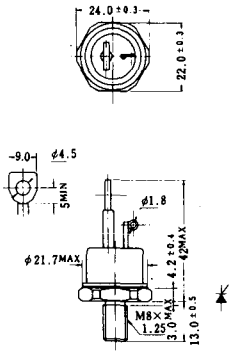

NI-4

68RP, 88RP, 108RP, 68RS, 88RS, 78RT, 88RLD, 88RLE, 88RLF, 88RLG, 88RLH, 108RLE

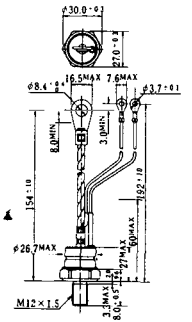

NI-5

158RP, 208RP, 128RS, 178RS, 158RT, 178RLD, 178RLE, 178RLF, 178RLG, 178RLH, 208RLE

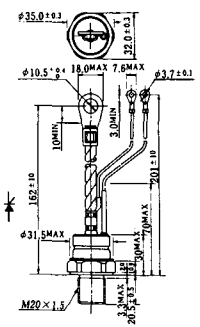

NI-6

308RP, 408RP, 508RP, 278RS, 358RS, 258RT, 258RLD, 258RLG, 258RLH, 308RLE, 308RLF, 358RLE

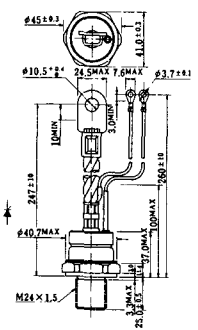

NI-7

89RW
129RW

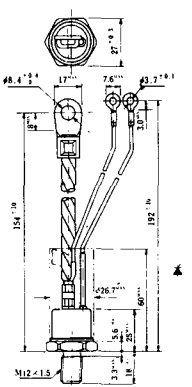

NI-8

89RW
129RW

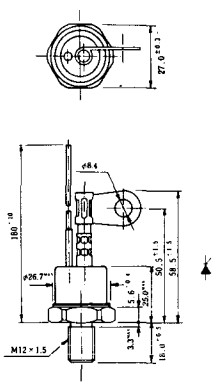

《寸法図単位:mm》

http://store.iiic.cc/

NI-9

259RW
309RW

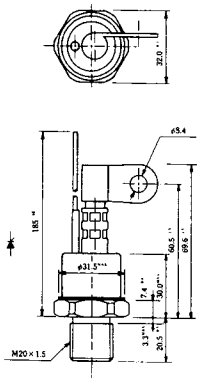

NI-10

259RW「」L
309RW「」L

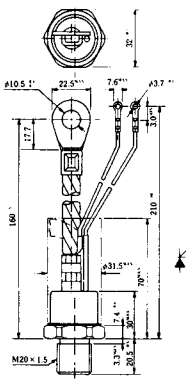

NI-11

103PA
253PA
503PA
553PA
803PA
103PLE
103PLG
103PLH
203PLG
253PLE
253PLH
353PLG
403PLE
403PLH

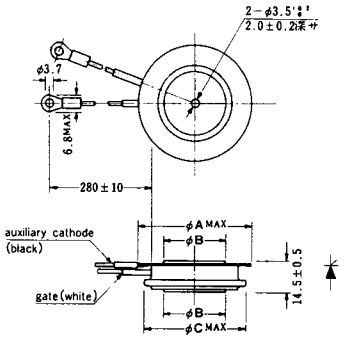

型名 / 寸法	103PA, 103PLE 103PLG, 103PLH	253PA, 203PLG 253PLE, 253PLH	503PA, 553PA 353PLG, 403PLE 403PLH	803PA
A	40	46	55.5	55.5
B	16	22	30	32
C	36	42	50.5	50.5

NI-12

403PAB
503PAB
503PLB

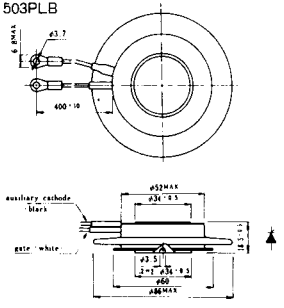

NI-13

1003PA
1003PAB
1003PLF
1003PLH
1503PA

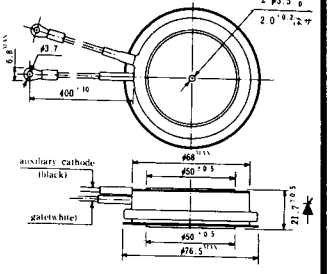

NI-14

358RGA

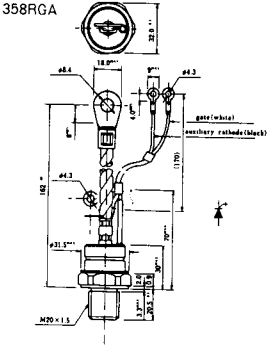

NI-15

359RGA

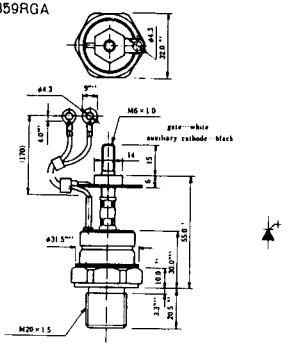

《寸法図単位:mm》

http://store.iiic.cc/

NI-16

503PLF
503PLH

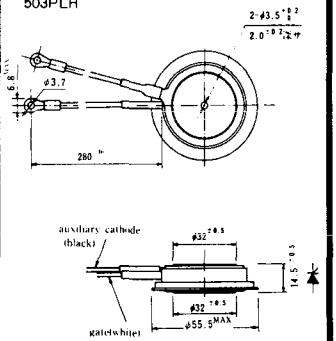

NI-17

3003PA

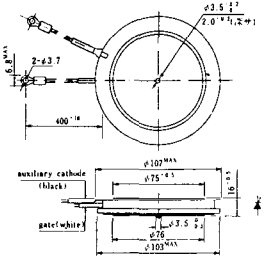

NI-18

353PGA「」E

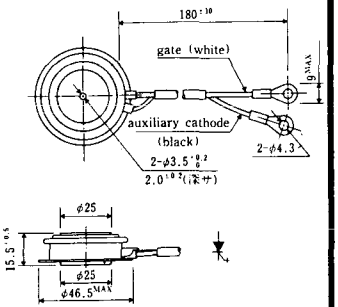

NI-19

603PGA, 603PGA「」A, 803PGA

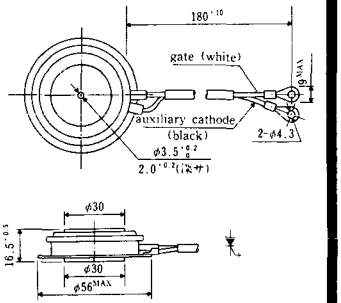

NI-20

603PGA「」E

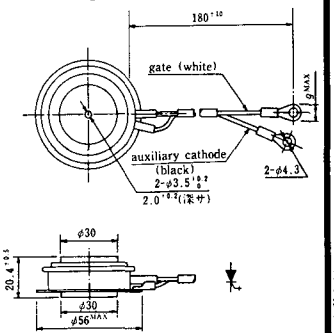

NI-21

1001PGB「」E

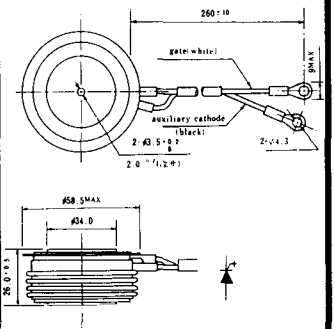

NI-22

1201PGA, 1201PGA「」A, 1401PGA

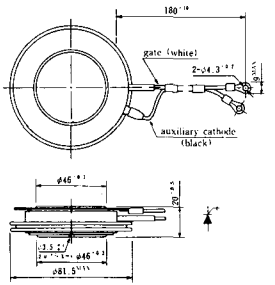

NI-23

1201PGA「」E

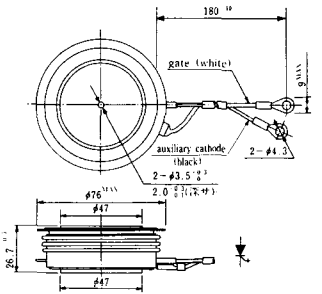

《寸法図単位:mm》

http://store.iiic.cc/

NI-24

2001PGB[ ]E

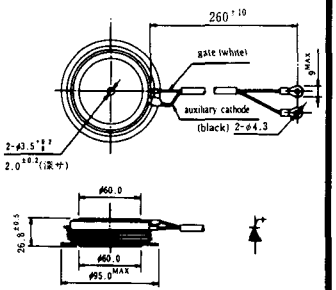

NI-25

NI-26

《寸法図単位:mm》

http://store.iiic.cc/

NT-1

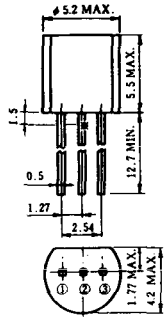

電極接続
①T_1
②ゲート
③T_2

NT-2

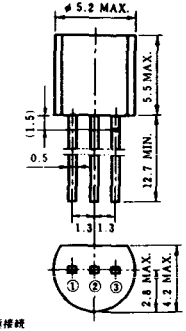

電極接続
①T_1
②ゲート
③T_2

NT-3

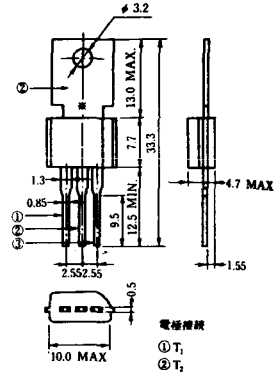

電極接続
①T_1
②T_2
③ゲート

NT-4

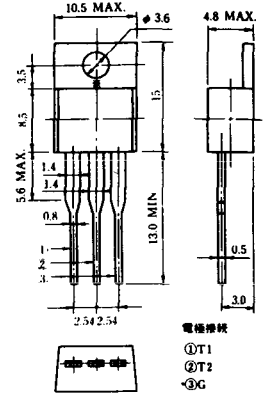

電極接続
①T1
②T2
③G

NT-5

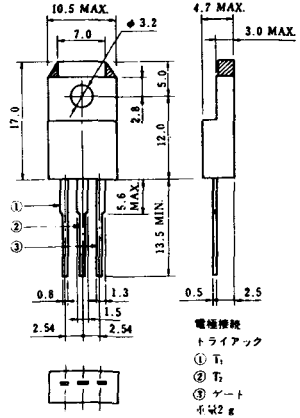

電極接続
トライアック
① T_1
② T_2
③ ゲート
本体2 g

NT-6

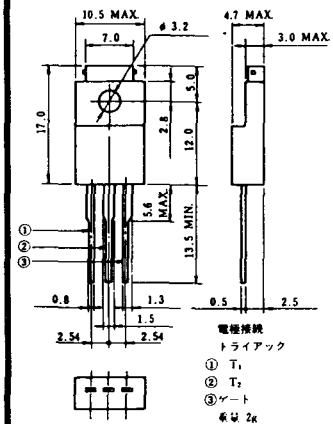

電極接続
トライアック
① T_1
② T_2
③ゲート
本体 2g

NT-7

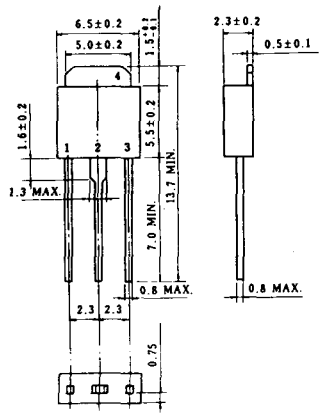

NT-8

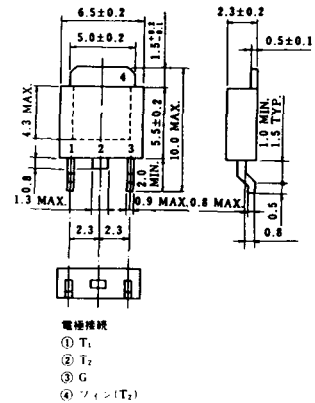

電極接続
① T_1
② T_2
③ G
④ フィン(T_2)

《寸法図単位：mm》

http://store.iiic.cc/

S-1

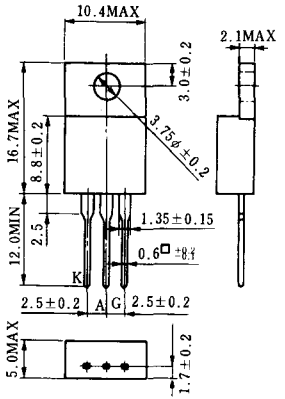

ST-1

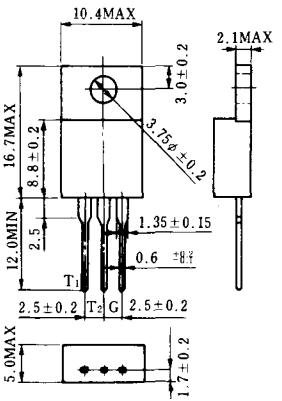

《寸法図単位：mm》

http://store.iiic.cc/

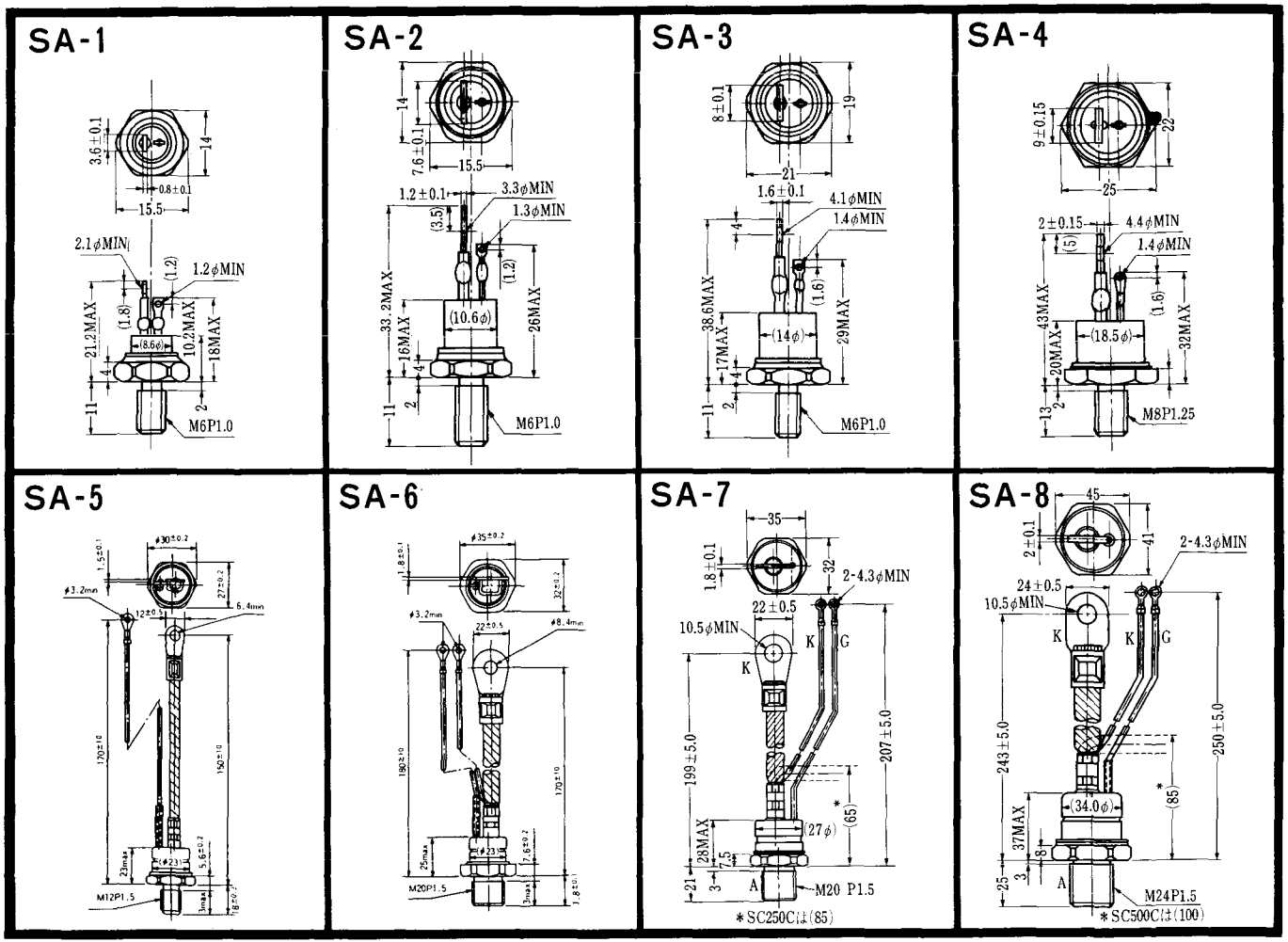

《寸法図単位:mm》

http://store.iiic.cc/

SA-9

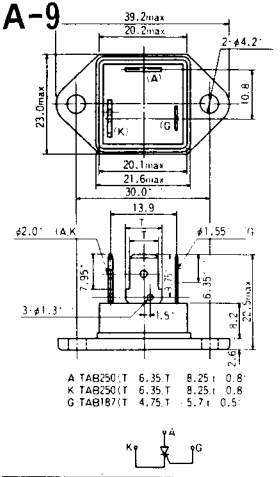

SA-10

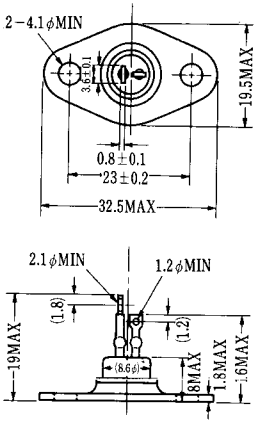

SA-11

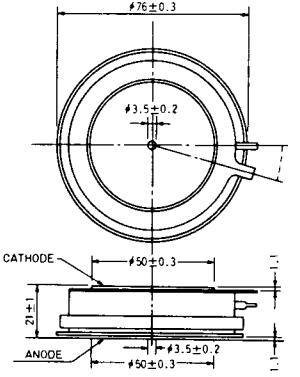

SA-12

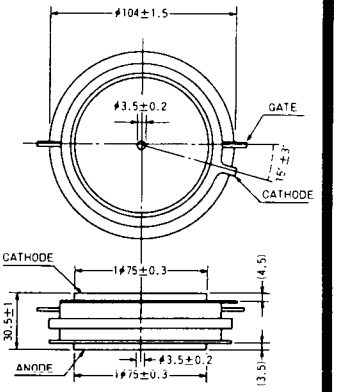

《寸法図単位:mm》

http://store.iiic.cc/

SAT-1

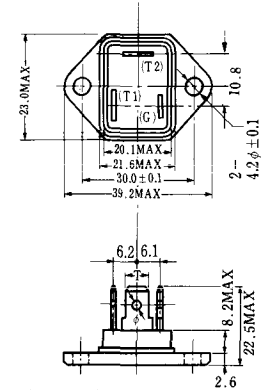

T1端子：ファストン250(T＝6.35, t＝0.8, φ＝1.65)
T2端子：ファストン250(T＝6.35, t＝0.8, φ＝1.65)
G 端子：ファストン187(T＝4.75, t＝0.5, φ＝1.3)

SAT-2

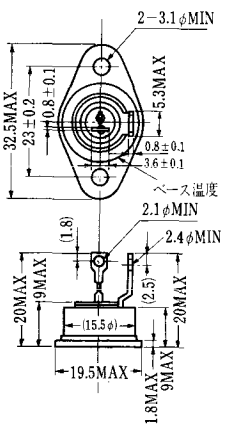

SAT-3

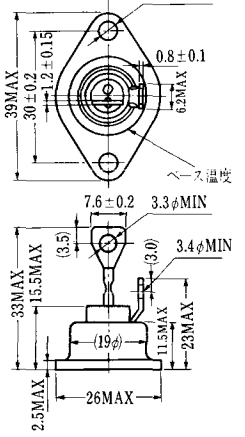

SAT-4

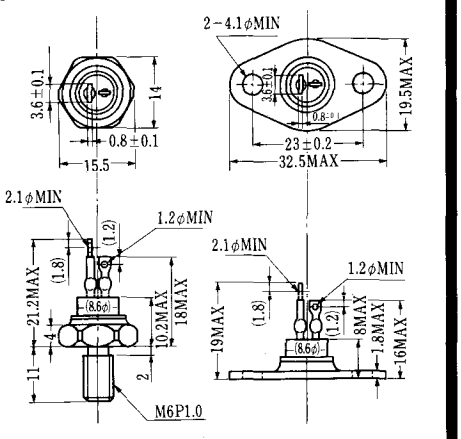

SAT-5

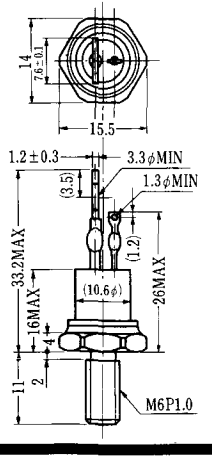

SAT-6

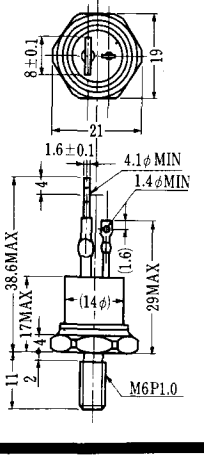

SAT-7

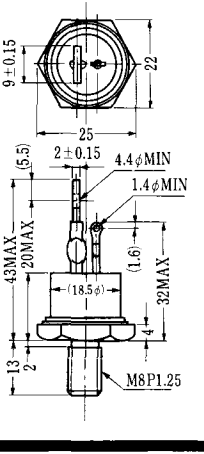

SAT-8

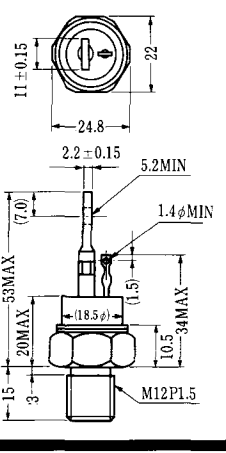

SAT-9

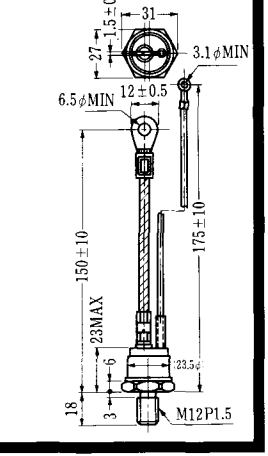

《寸法図単位：mm》

http://store.iiic.cc/

SAT-10

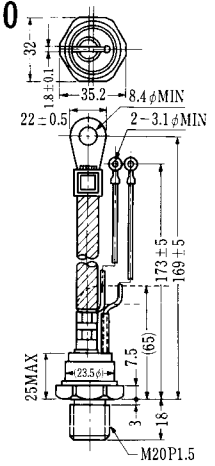

SAT-11

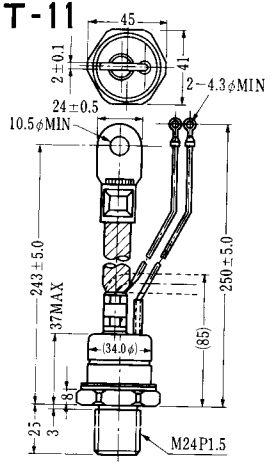

《寸法図単位：mm》

http://store.iiic.cc/

SY-1 (1096A)

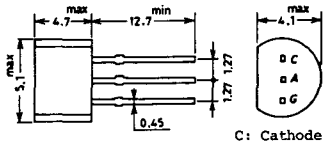

C: Cathode
A: Anode
G: Gate

SY-2 (1151)

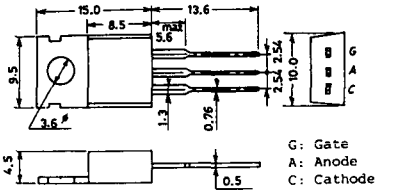

G: Gate
A: Anode
C: Cathode

SY-3 (1104)

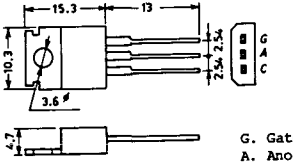

G. Gate
A. Anode
C. Cathode

SY-4 (1150)

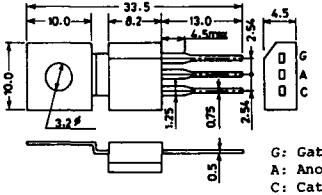

G: Gate
A: Anode
C: Cathode

《寸法図単位:mm》

http://store.iiic.cc/

1097A

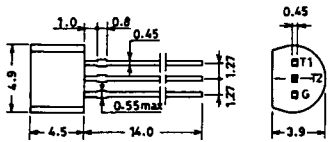

G: Gate

1102

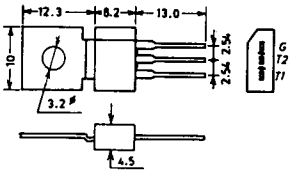

1141

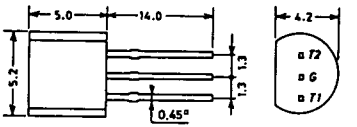

1142

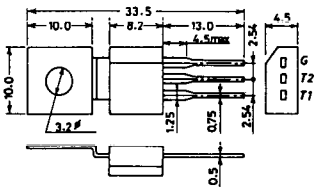

1144

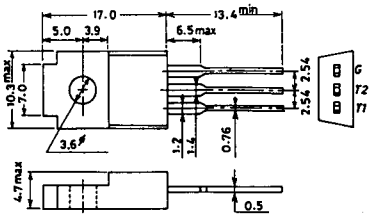

1155

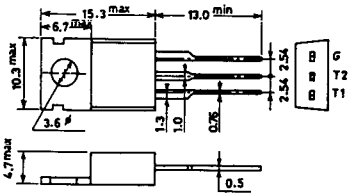

1192A

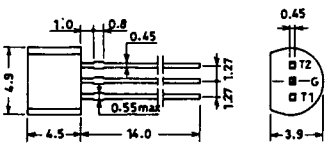

G: Gate

《寸法図単位:mm》

http://store.iiic.cc/

T-1 (13-5A1A)

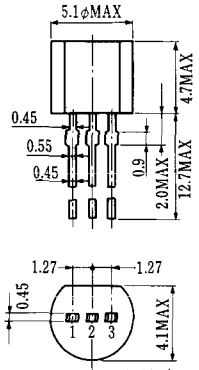

1 ゲート
2 アノード
3 カソード

T-2 (13-8A1A)

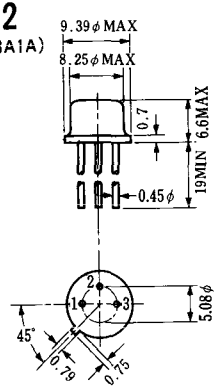

1. カソード
2. ゲート
3. アノード(ケース)

T-3 (13-8C1A)

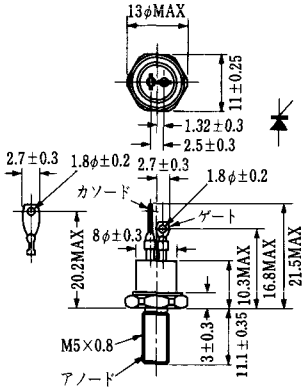

T-4 (13-10A1A)

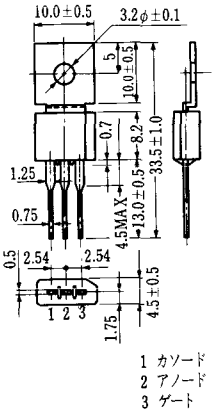

1 カソード
2 アノード
3 ゲート

T-5 (13-10B1A)

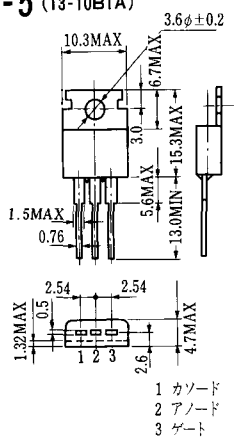

1 カソード
2 アノード
3 ゲート

T-6 (13-11D1A)

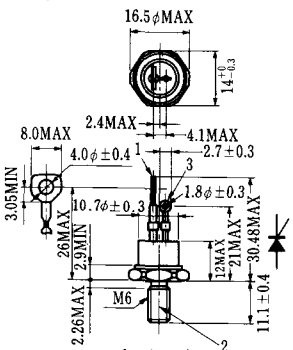

1 カソード
2 アノード
3 ゲート

T-7 (13-13A1A)

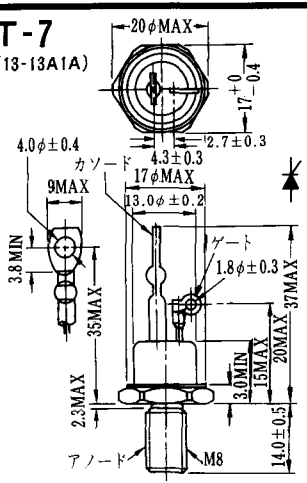

T-8 (13-13B1A)

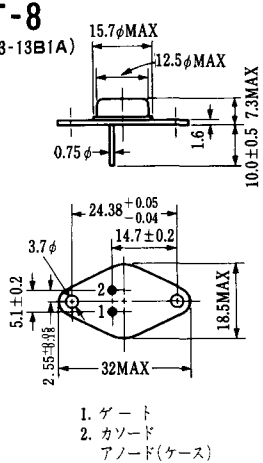

1. ゲート
2. カソード
アノード(ケース)

《寸法図単位：mm

http://store.iiic.cc/

T-9 (13-14A1A)

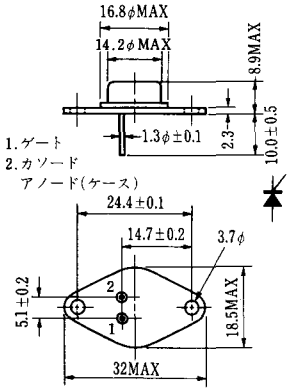

T-10 (13-19A1A)

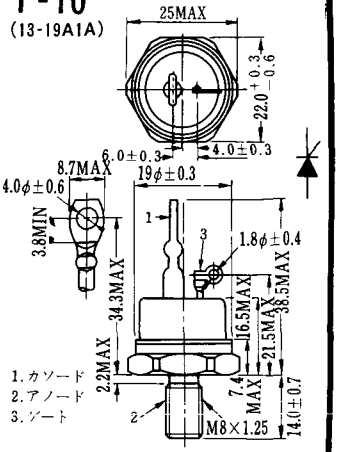

T-11 (13-21B1A)

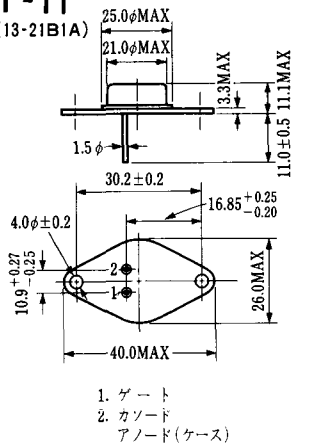

T-12 (13-27B1B)

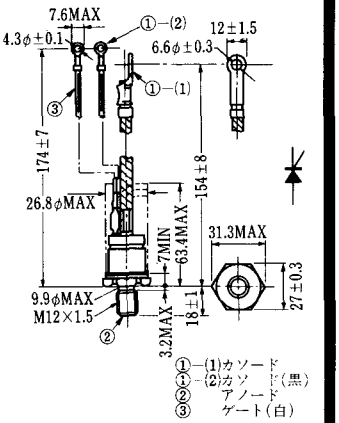

T-13 (13-27C1A)

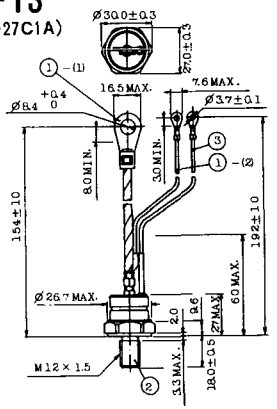

T-14 (13-32A1A)

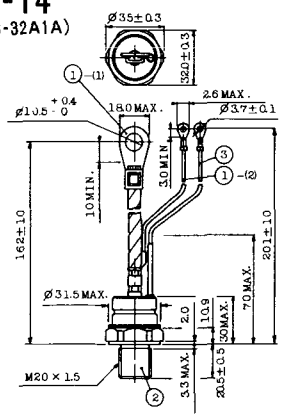

T-15 (13-35C1B)

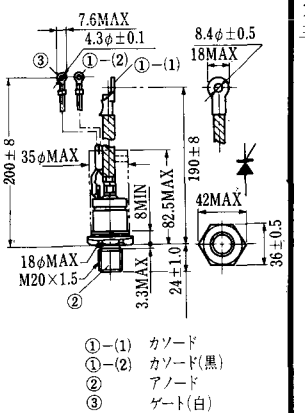

T-16 (13-40B1A)

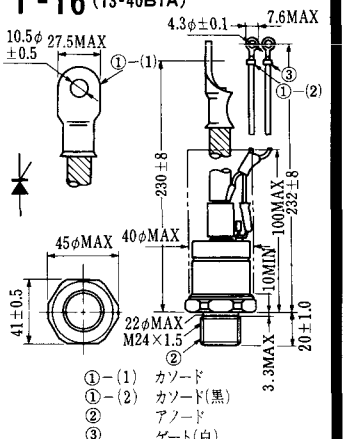

《寸法図単位：mm》

http://store.iiic.cc/

T-17 (13-42A1A)

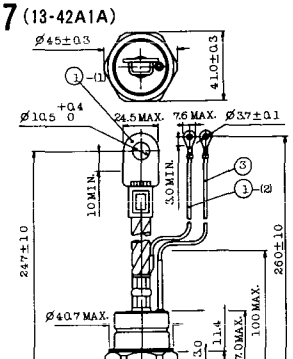

1-(1) カソード　2. アノード
1-(2) カソード(黒)　3. ゲート(白)

T-18 (13-45D1A)

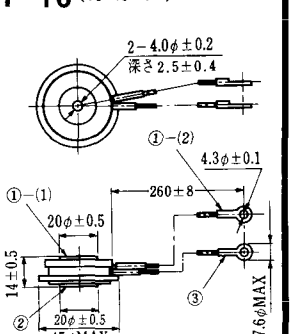

①-(1) カソード
①-(2) カソード(黒)
② アノード
③ ゲート(白)

T-19 (13-52B1A)

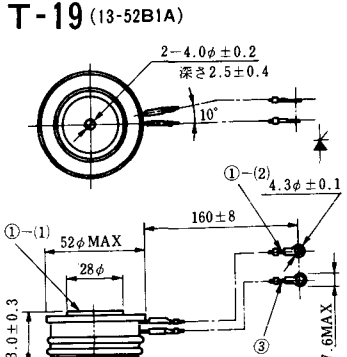

①-カソード
①-カソード(黒)
② アノード
③ ゲート(白)

T-20 (13-52C1A)

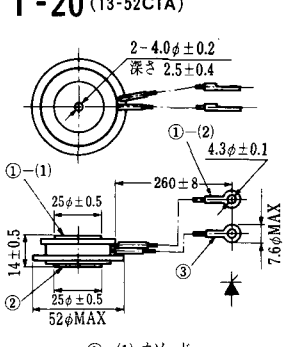

①-(1) カソード
①-(2) カソード(黒)
② アノード
③ ゲート(白)

T-21 (13-60A1A)

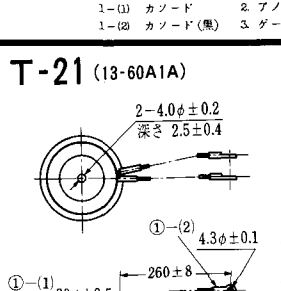

1-(1) カソード
1-(2) カソード(黒)
2 アノード
3 ゲート(白)

T-22 (13-70C1A)

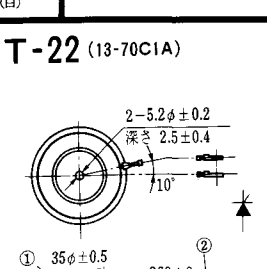

① カソード(1)
② カソード(2)(黒)
③ アノード
④ ゲート(白)

T-23 (13-78A1A)

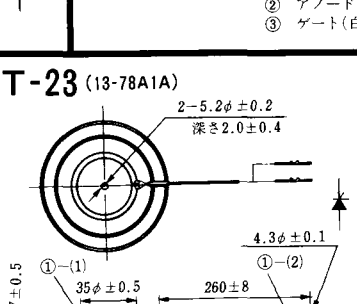

①-(1) カソード
①-(2) カソード(黒)
② アノード
③ ゲート(白)

T-24 (13-100C1A)

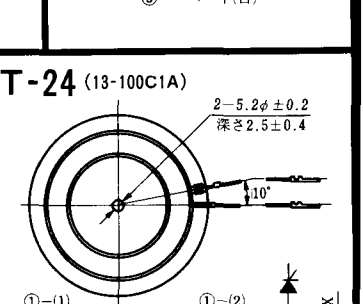

①-(1) カソード
①-(2) カソード(黒)
② アノード
③ ゲート(白)

《寸法図単位：mm

http://store.iiic.cc/

T-25 (13-120A2A)

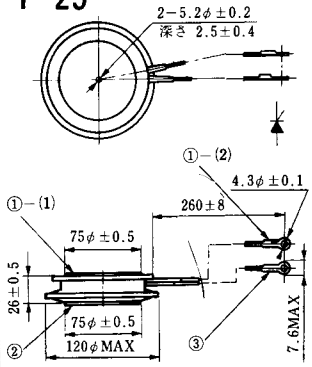

①−(1) カソード
①−(2) カソード(黒)
② アノード
③ ゲート(白)

T-26 (13-150A1A)

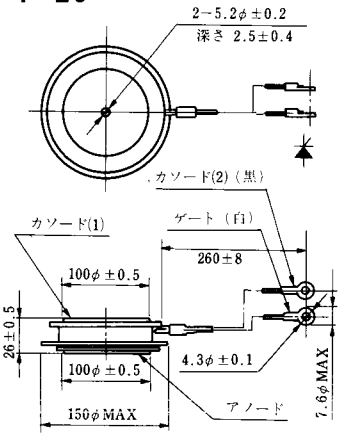

T-27 (13-37A1A)

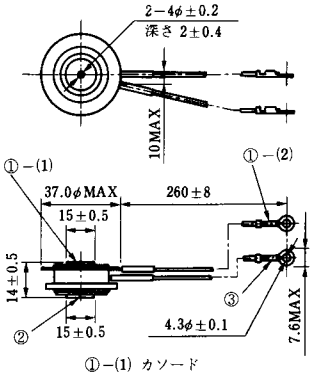

①−(1) カソード
①−(2) カソード(赤)
② アノード
③ ゲート(白)

T-28 (13-45E1A)

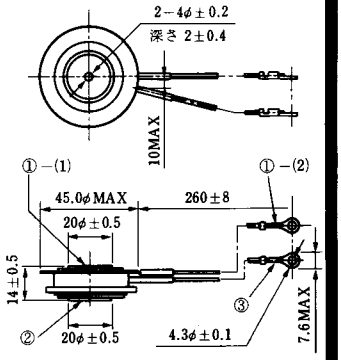

①−(1) カソード
①−(2) カソード(赤)
② アノード
③ ゲート(白)

T-29 (13-51A1A)

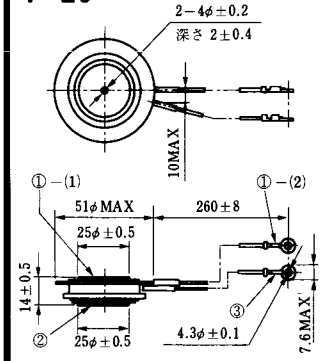

①−(1) カソード
①−(2) カソード(赤)
② アノード
③ ゲート(白)

T-30 (13-57A1A)

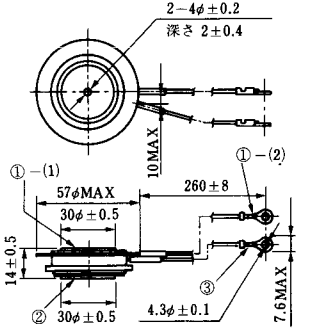

①−(1) カソード
①−(2) カソード(赤)
② アノード
③ ゲート(白)

T-31 (13-100E1A)

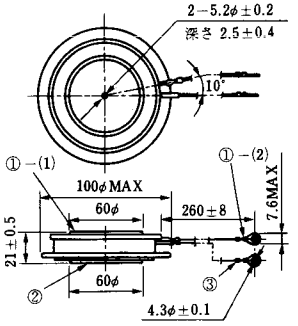

①−(1) カソード
①−(2) カソード(黒)
② アノード
③ ゲート(白)

T-32 (13-60E3A)

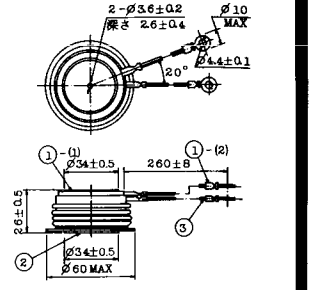

①-(1) カソード
①-(2) カソード (黒)
② アノード
③ ゲート (白)

《寸法図単位：mm》

http://store.iiic.cc/

T-33 (13-78B1A)

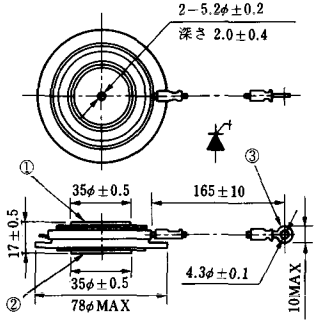

① カノード
② アノード
③ ゲート

T-34 (13-66A1A)

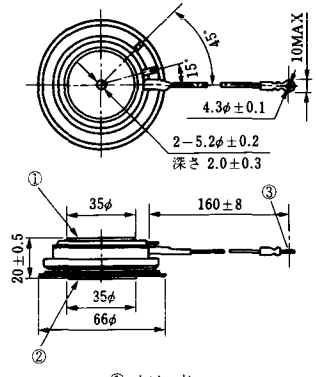

① カソード
② アノード
③ ゲート

T-35 (13-100D1A)

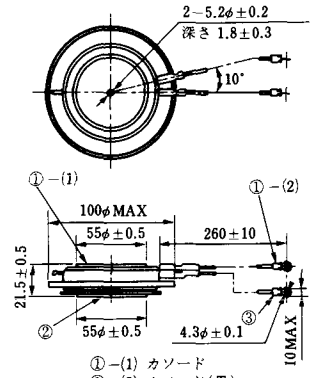

①−(1) カソード
①−(2) カソード(黒)
② アノード
③ ゲート(白)

T-36 (13-120E1A)

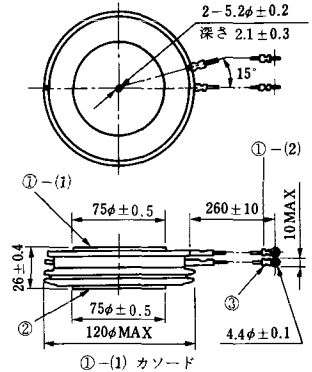

①−(1) カソード
①−(2) カソード(黒)
② アノード
③ ゲート(白)

T-37 (13-120A1A)

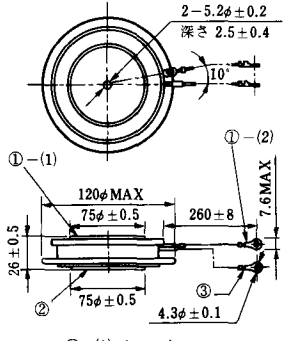

①−(1) カソード
①−(2) カソード(黒)
② アノード
③ ゲート(白)

T-38 (13-120C1A)

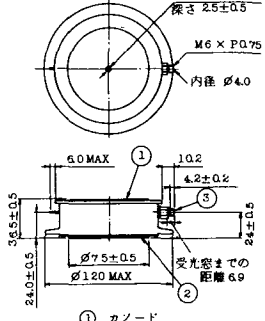

① カソード
② アノード
③ ゲート

T-39 (13-80B1A)

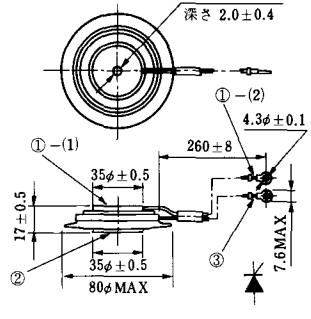

①−(1) カソード
①−(2) カソード(黒)
② アノード
③ ゲート(白)

T-40 (13-28A1A)

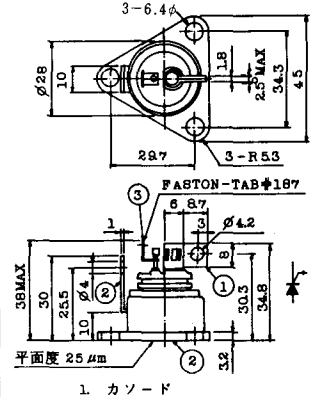

1. カソード
2. アノード
3. ゲート

《寸法図単位：mm

http://store.iiic.cc/

T-41 (13-28A2A)

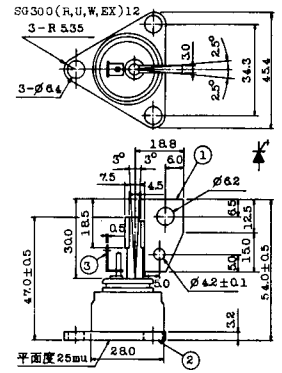

1. カソード
2. アノード
3. ゲート

T-42 (13-45F1A)

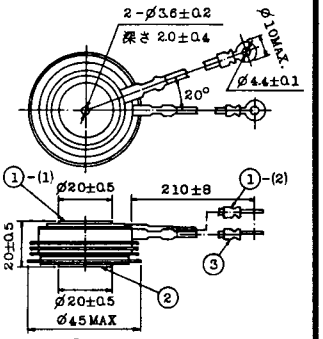

①-(1) カソード
①-(2) カソード(黒)
② アノード
③ ゲート(白)

T-43 (13-60E2A)

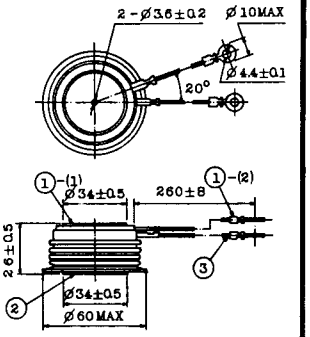

①-(1) カソード
①-(2) カソード(黒)
② アノード
③ ゲート(白)

T-44 (13-36A1A)

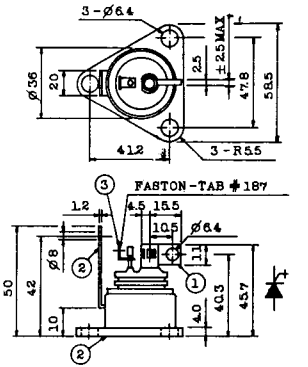

1. カソード
2. アノード
3. ゲート

T-45 (13-51B1A)

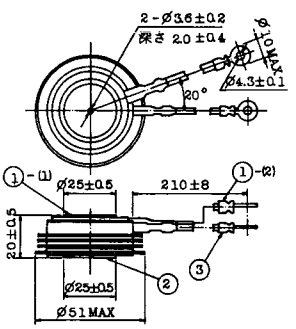

①-(1) カソード
①-(2) カソード (黒)
② アノード
③ ゲート (白)

T-46 (13-36B1A)

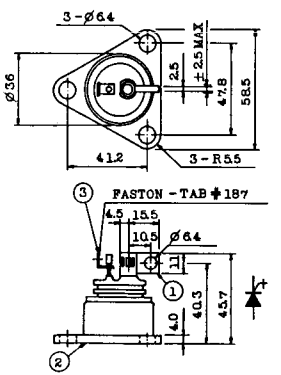

1. カソード
2. アノード
3. ゲート

T-47 (13-60E1A)

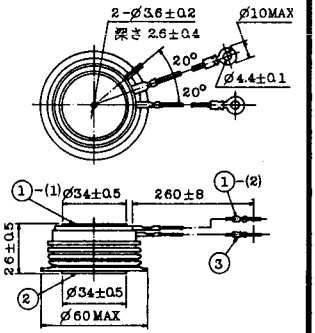

①-(1) カソード
①-(2) カソード(黒)
② アノード
③ ゲート(白)

T-48 (13-93C1A)

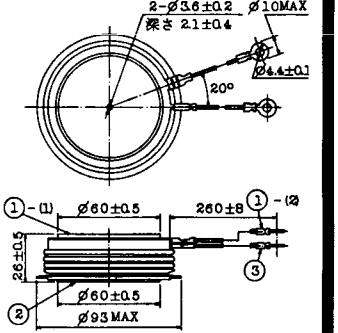

①-(1) カソード
①-(2) カソード(黒色)
② アノード
③ ゲート(白色)

《寸法図単位：mm》

http://store.iiic.cc/

T-49 (13-75A1A)

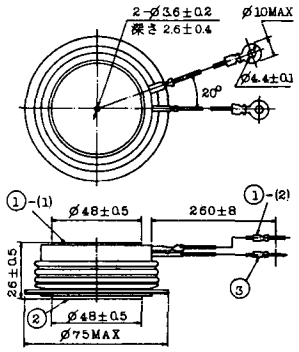

1-(1) カソード
1-(2) カソード（黒）
2 アノード
3 ゲート（白）

T-50 (13-10A3A)

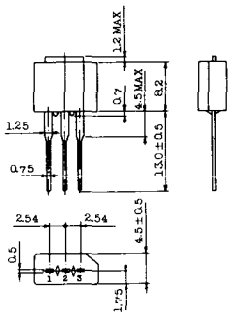

1. カソード
2. アノード
3. ゲート

T-51 (13-10D1A)

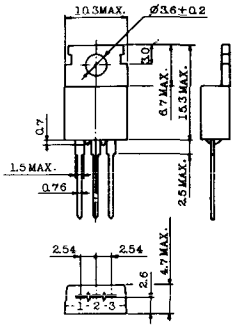

1. カソード
2. アノード
3. ゲート

T-52 (13-10D2A)

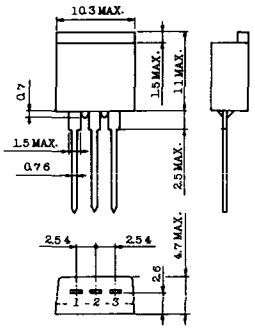

1. カソード
2. アノード
3. ゲート

T-53 (13-10E1B)

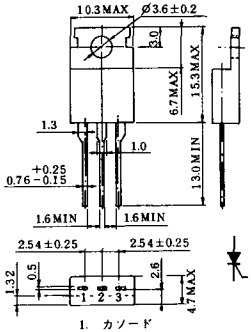

1. カソード
2. アノード
3. ゲート

T-54 (13-10F1B)

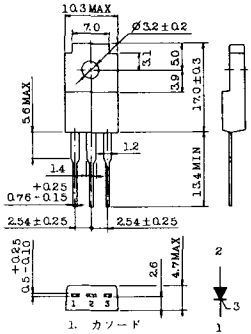

1. カソード
2. アノード
3. ゲート

T-55 (13-5A1D)

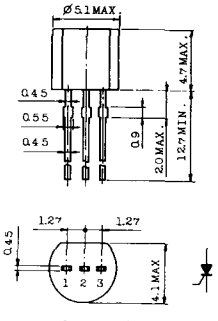

1. カソード
2. ゲート
3. アノード

T-56 (13-13C1A)

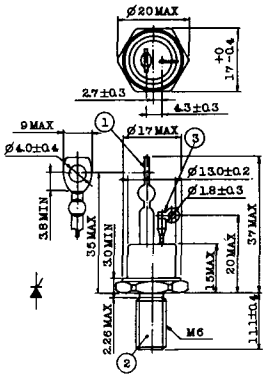

1. カソード
2. アノード
3. ゲート

〈寸法図単位：mm〉

http://store.iiic.cc/

T-57 (12-16C1A)

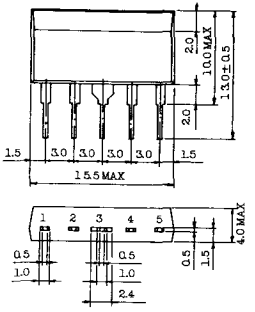

1. アノード（主）
2. ゲート（主）
3. カソード（共通）
4. ゲート（補助）
5. アノード（補助）

T-58 (13-10H1B)

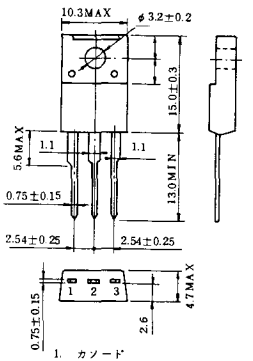

1. カソード
2. アノード
3. ゲート

T-59 (13-120A1A)

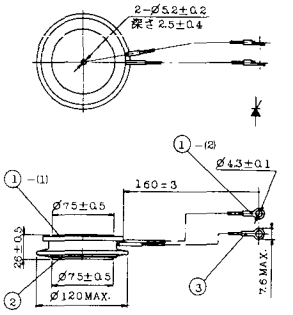

1−(1) カソード
1−(2) カソード(黒)
2. アノード
3. ゲート(白)

T-60

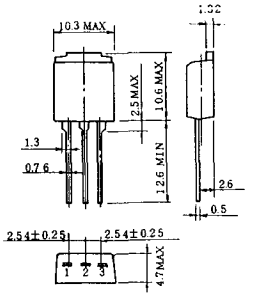

1. カソード
2. アノード
3. ゲート

T-61 (13-5B1A)

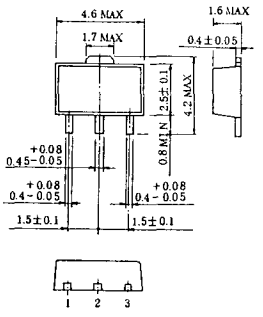

1. ゲート
2. アノード
3. カソード

T-62 (13-10H1A)

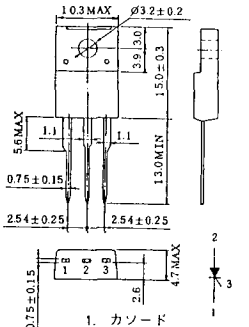

1. カソード
2. アノード
3. ゲート

T-63 (13-16A1B)

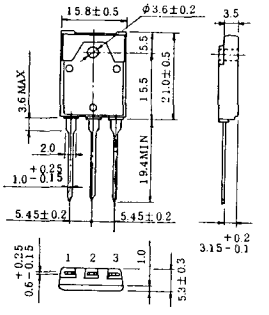

1. カソード
2. アノード
3. ゲート

《寸法図単位:mm》

http://store.iiic.cc/

TT-1

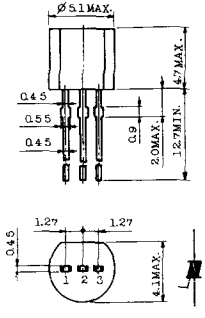

1. ゲート
2. T_2
3. T_1

TT-2

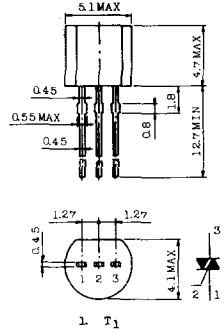

1. T_1
2. ゲート
3. T_2

TT-3

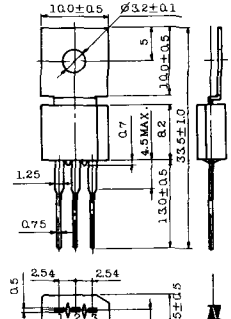

1. T_1
2. T_2
3. ゲート

TT-4

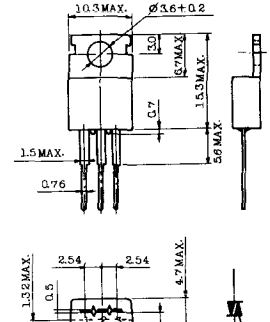

1. T_1
2. T_2
3. ゲート

TT-5

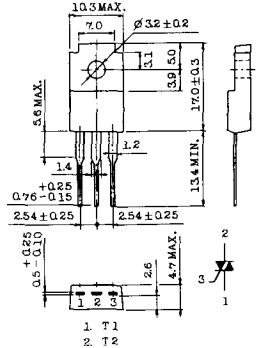

1. T1
2. T2
3. ゲート

TT-6

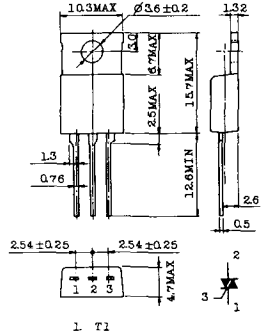

1. T1
2. T2（放熱板）
3. ゲート

TT-7

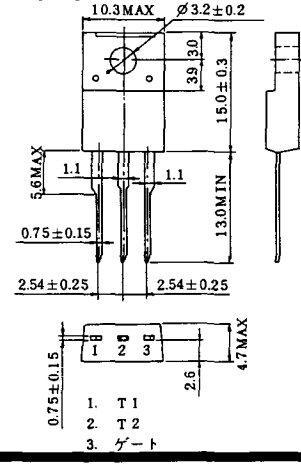

1. T1
2. T2
3. ゲート

TT-8

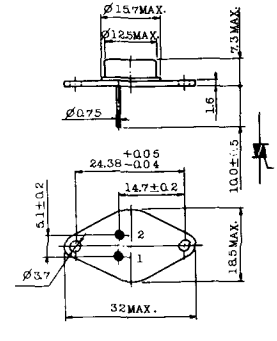

1. ゲート
2. T_1
T_2（ケース）

〈寸法図単位：mm

http://store.iiic.cc/

TT-9

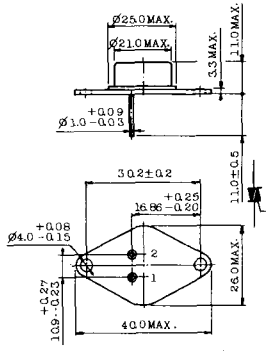

1. ゲート
2. T_1
3. T_2（ケース）

TT-10

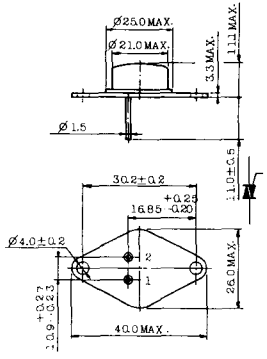

1. ゲート
2. T_1
3. T_2（ケース）

TT-11

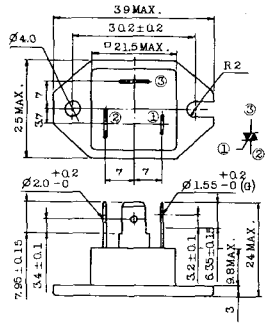

1. ゲート（ファストン端子＃187）
2. T_1（〃 ＃250）
3. T_2（〃 ＃250）

TT-12

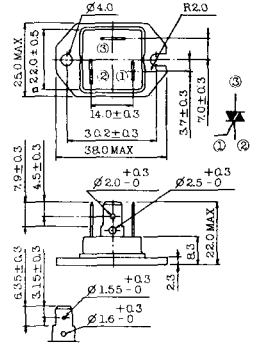

① ゲート（ファストン端子＃187）
② T1（〃 ＃250）
③ T2（〃 ＃250）

TT-13

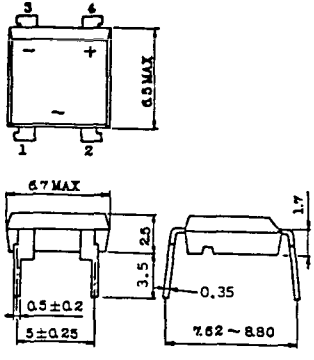

1,2:T2
3:GATE
4:T1

TT-14

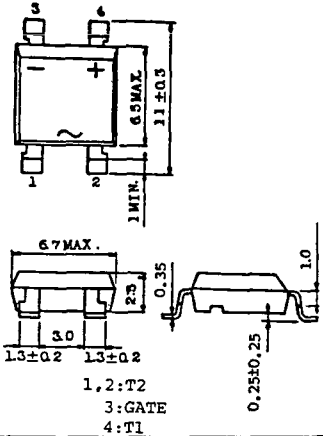

1,2:T2
3:GATE
4:T1

TT-15 (13-14A1B)

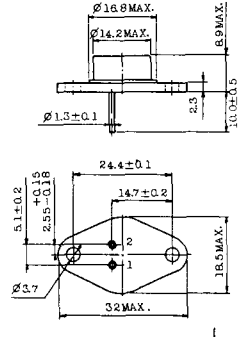

1.：ゲート
2.：T_1
T_2（ケース）

TT-16 (13-16A1A)

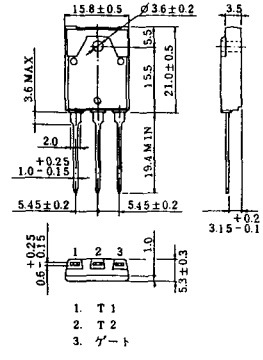

1. T1
2. T2
3. ゲート

《寸法図単位：mm》

http://store.iiic.cc/

TS-1

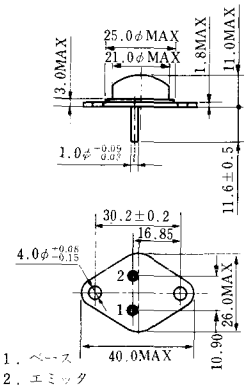

1．ベース
2．エミッタ
コレクタ(ケース)

TS-2

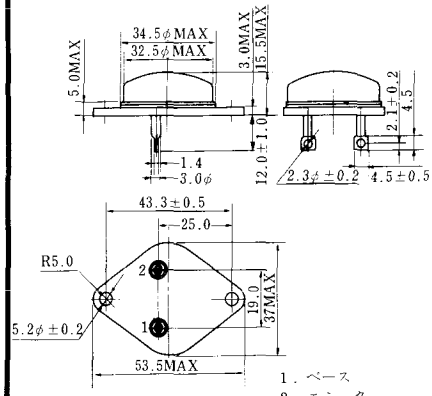

1．ベース
2．エミッタ
コレクタ(ケース)

TS-3

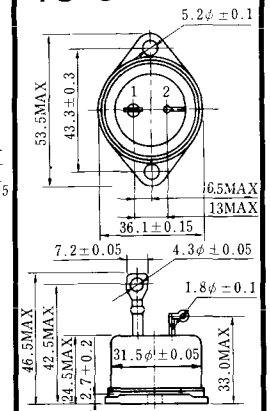

1.エミッタ 2.ベース
コレクタ(ケース)

TS-4

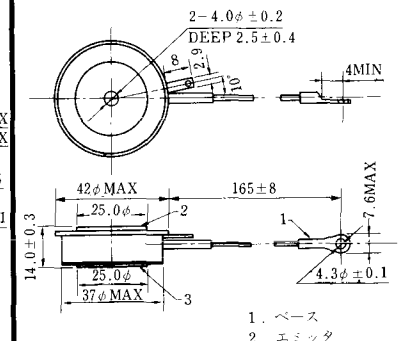

1．ベース
2．エミッタ
3．コレクタ(ケース)

TS-5

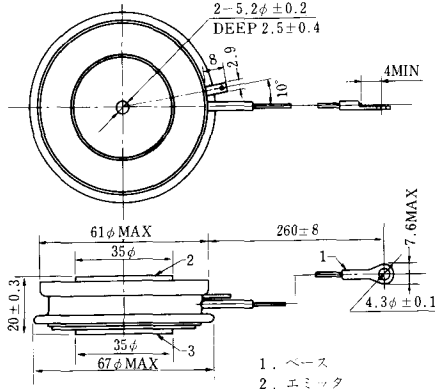

1．ベース
2．エミッタ
3．コレクタ(ケース)

TS-6

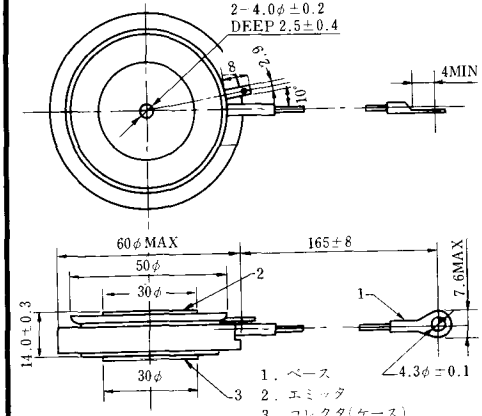

1．ベース
2．エミッタ
3．コレクタ(ケース)

TS-7

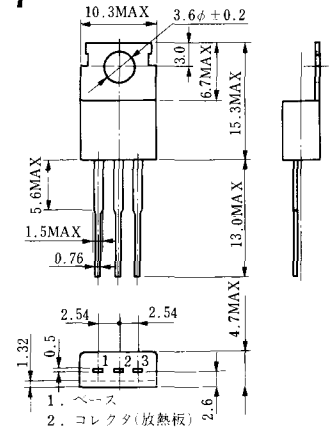

1．ベース
2．コレクタ(放熱板)
3．エミッタ

《寸法図単位：mm》

http://store.iiic.cc/

TS-8

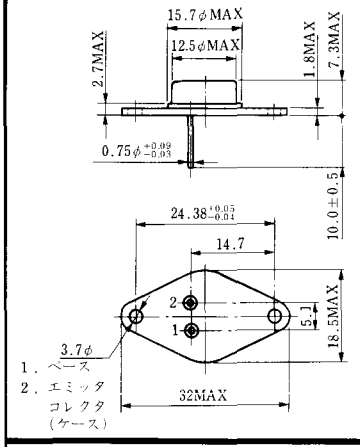

《寸法図単位：mm》

http://store.iiic.cc/

S-62A1A

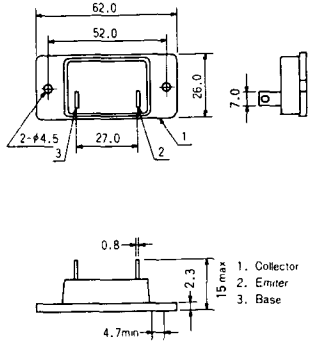

S-80A1A

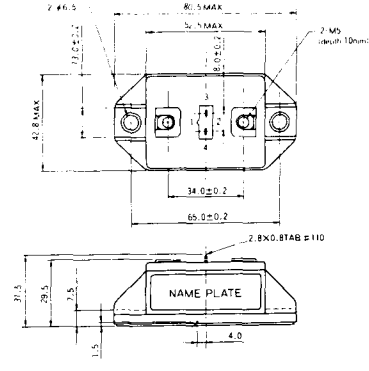

S-88D1A

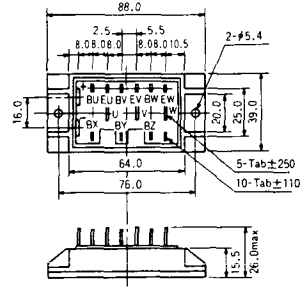

S-92B1A

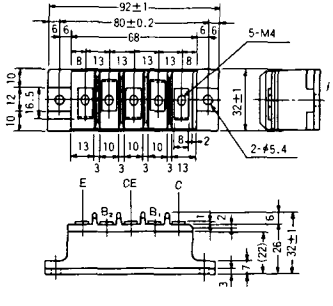

S-94B1A

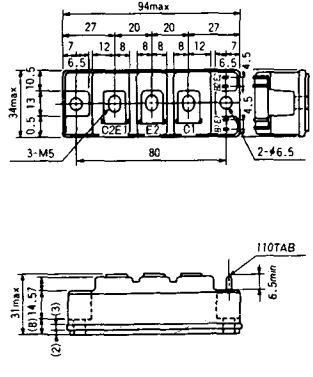

S-94B1B

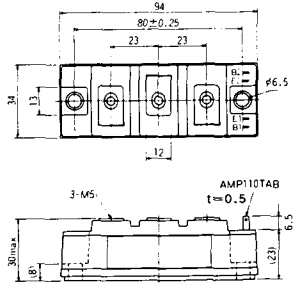

《寸法図単位：mm》

http://store.iiic.cc/

S-94B2A

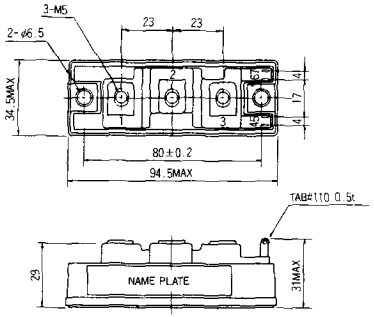

S-94D1A

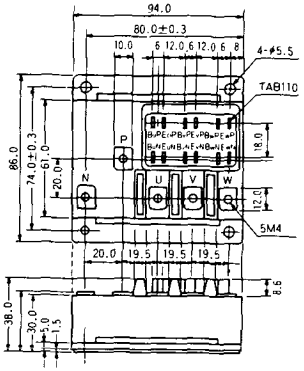

S-95A1A

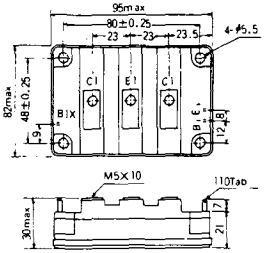

S-95B1A

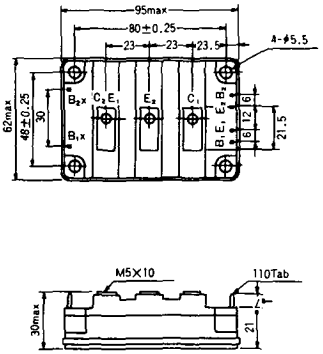

S-98B1B

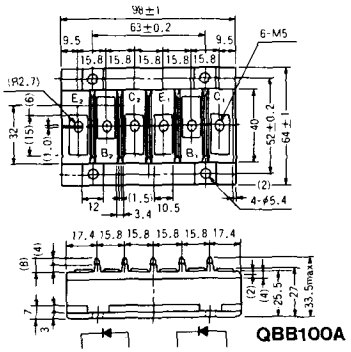

S-108A2A

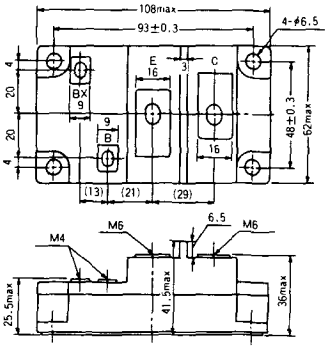

《寸法図単位：mm》

http://store.iiic.cc/

S-108B1A

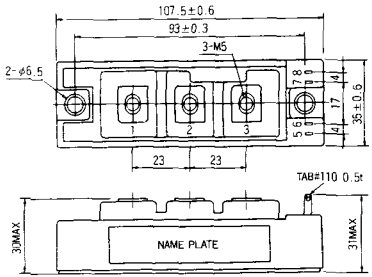

S-108B1B

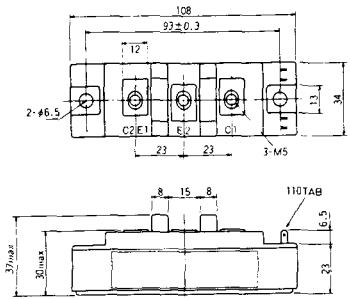

S-108B1C

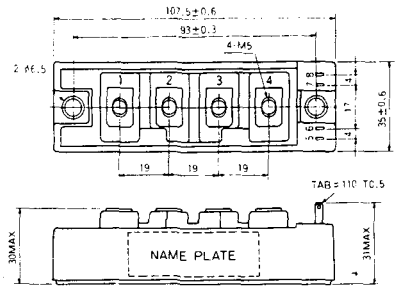

S-108B2A

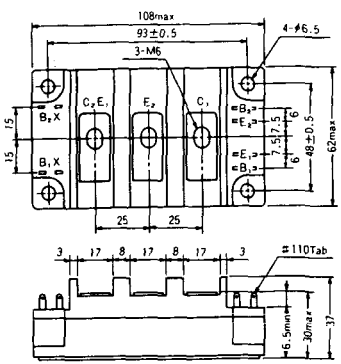

S-108B2B

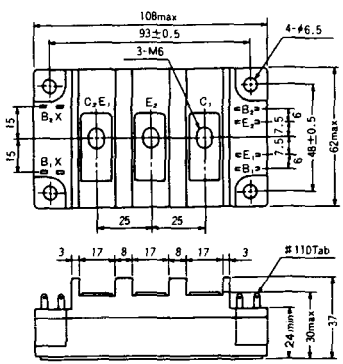

《寸法図単位:mm》

http://store.iiic.cc/

2-22B1A

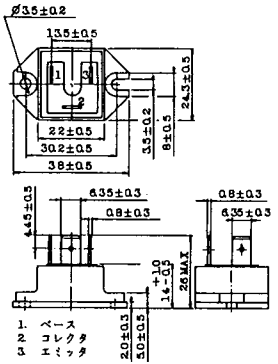

2-27A4A

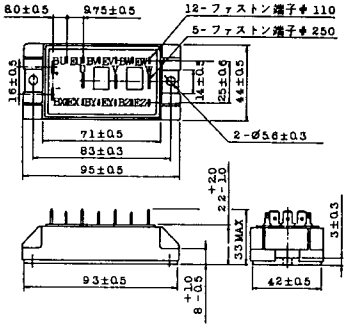

2-33C1A

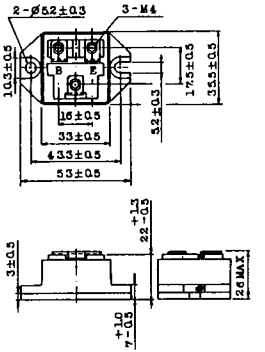

2-33D1A

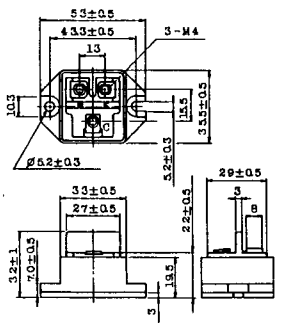

2-33F1A

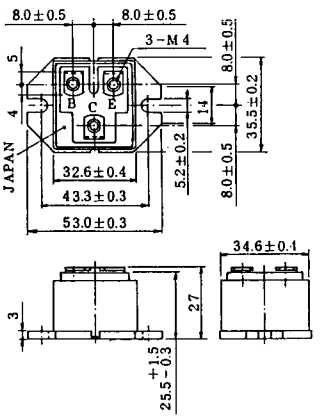

2-37A1A

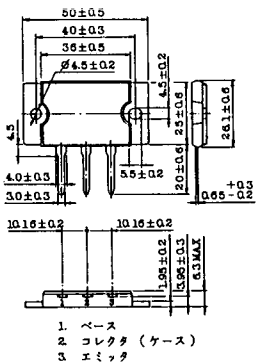

《寸法図単位：mm》

http://store.iiic.cc/

2-48A3A

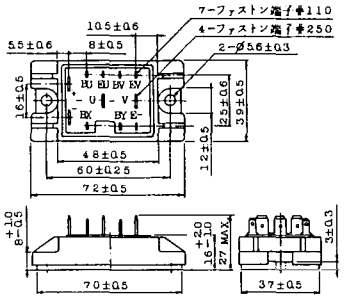

2-48A3B

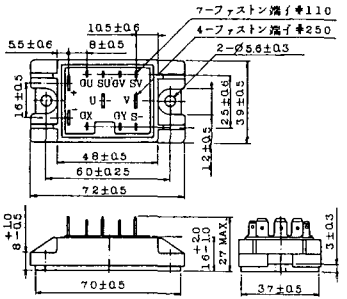

2-48A4A

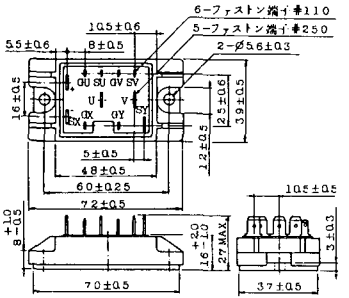

2-64A2A

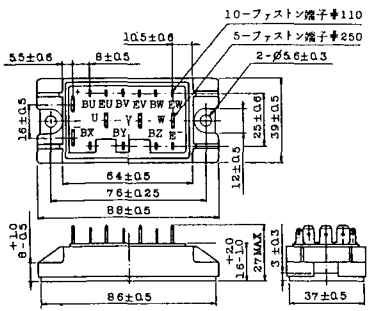

2-64A2B

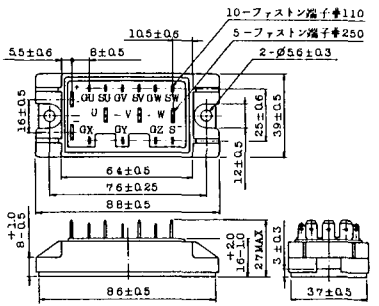

2-68A2A

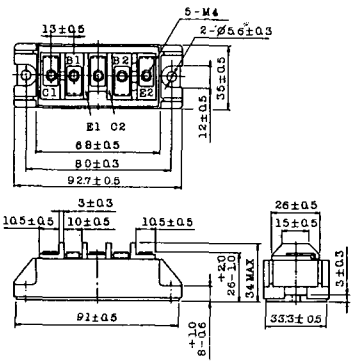

《寸法図単位：mm》

http://store.iiic.cc/

2-68B2A

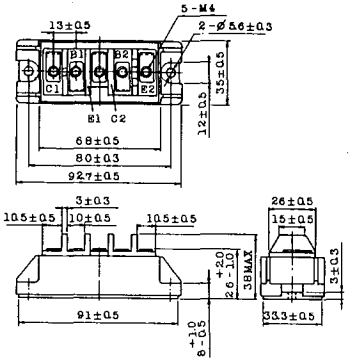

2-68C1A

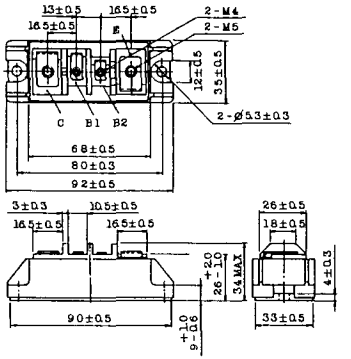

2-68D2A

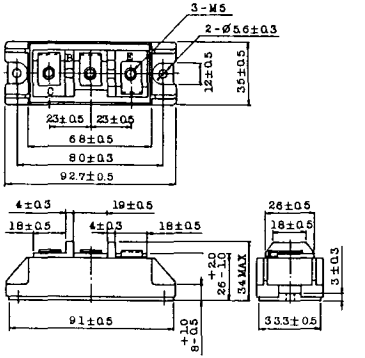

2-72A3A

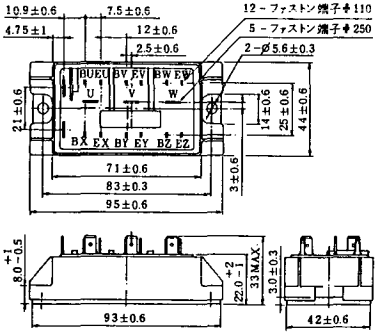

2-80A1A

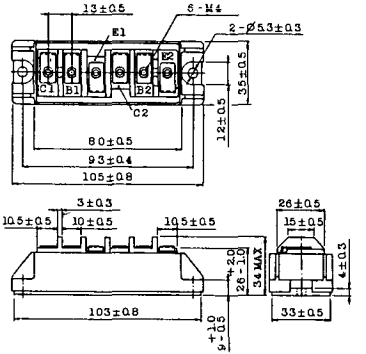

2-80B1A

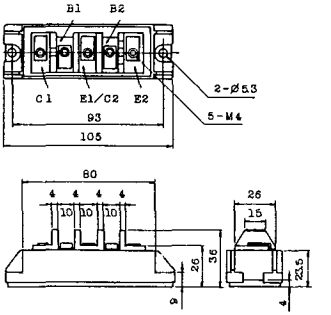

《寸法図単位：mm》

http://store.iiic.cc/

2-80C1A

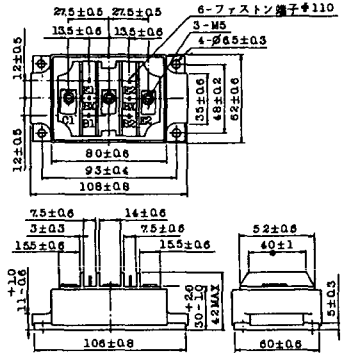

2-80D2A

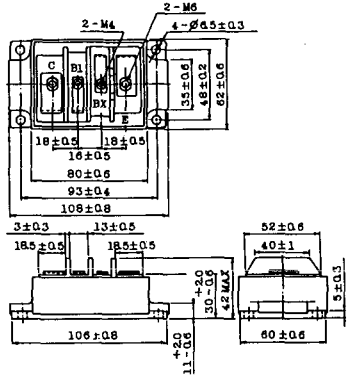

2-94A2A

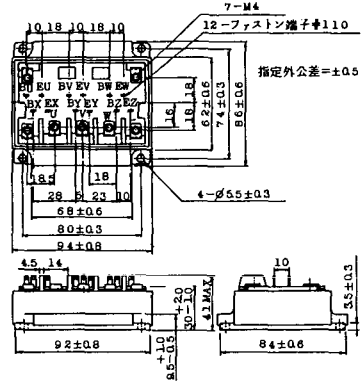

2-94B1A

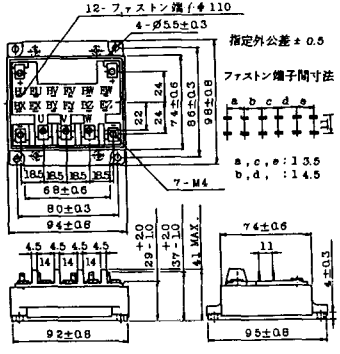

2-94C2A

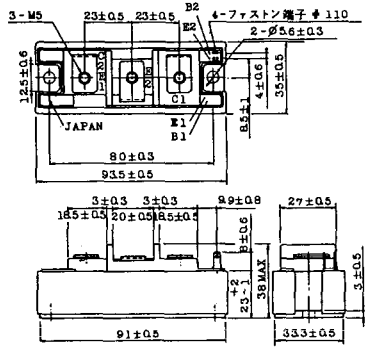

2-94C3A

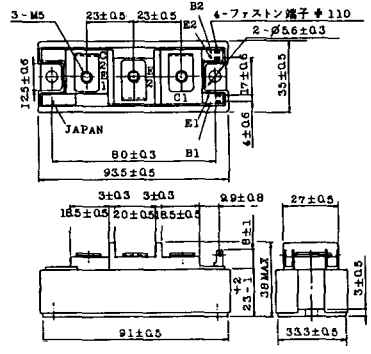

《寸法図単位：mm》

http://store.iiic.cc/

2-94D1A

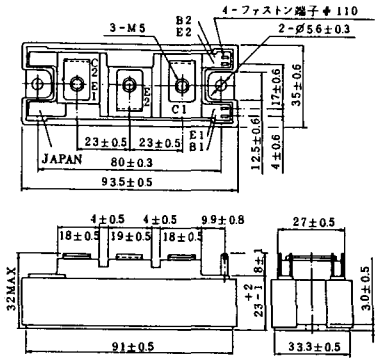

2-96A3A

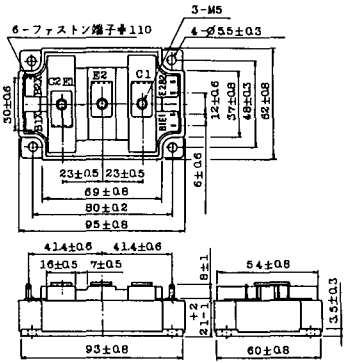

2-96A4A

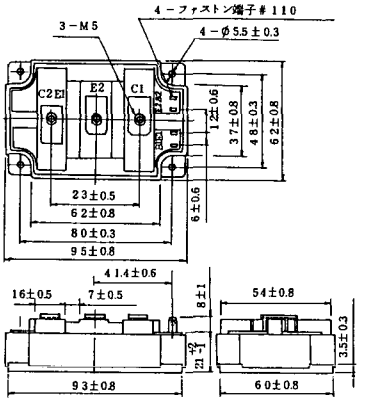

2-98B1A

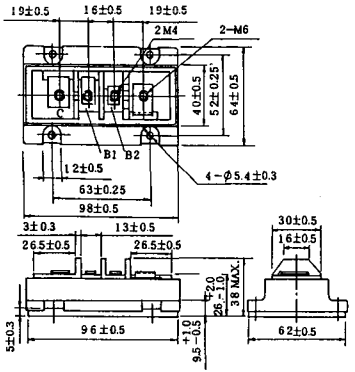

2-98C2A

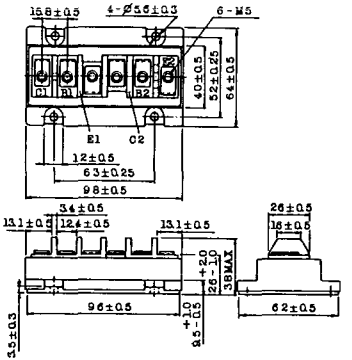

2-108A2A

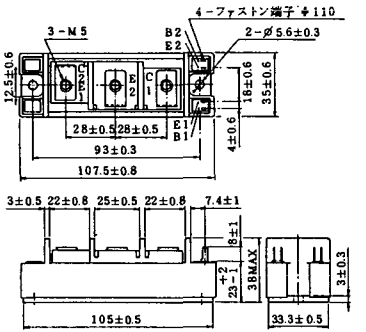

《寸法図単位：mm》

http://store.iiic.cc/

2-108B1A

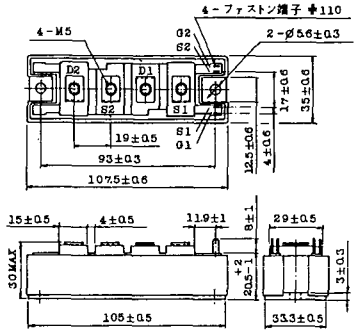

2-109A3A

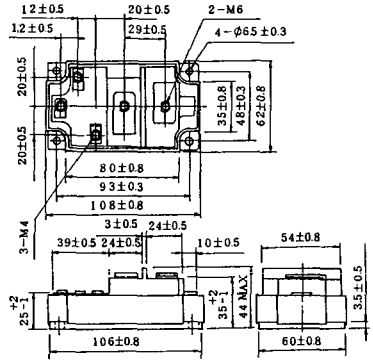

2-109A4A

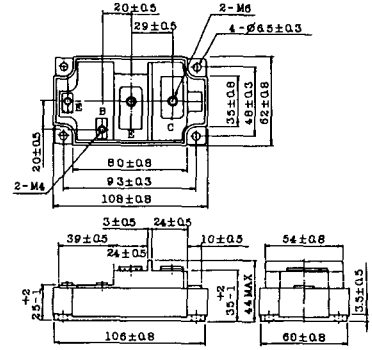

2-109B3A

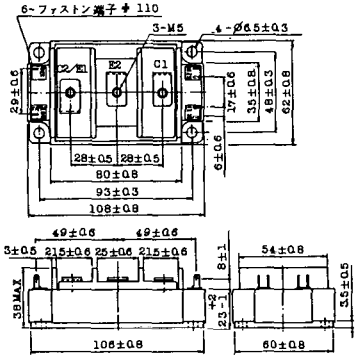

2-109B4A

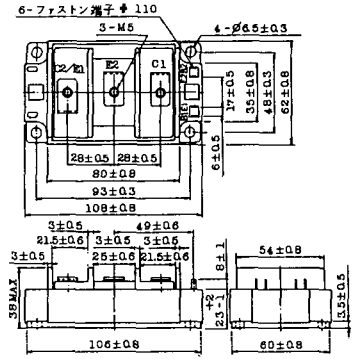

《寸法図単位：mm》

http://store.iiic.cc/

BBT-II

BBTII
1D200A-020

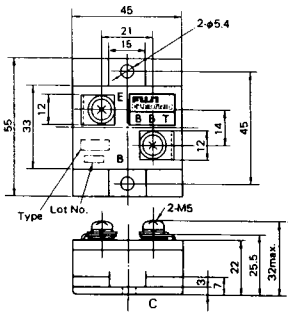

BBT-III

BBTIII
ETN31-055
ETM36-030
ETN36-030
ETN35-030

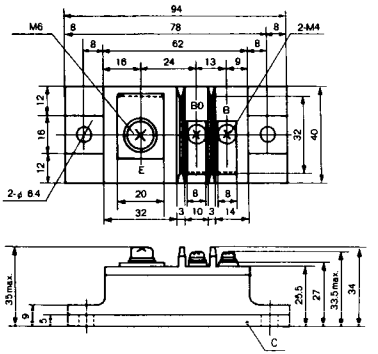

BBT-III

BBTIII
ETN01-055
ET1257

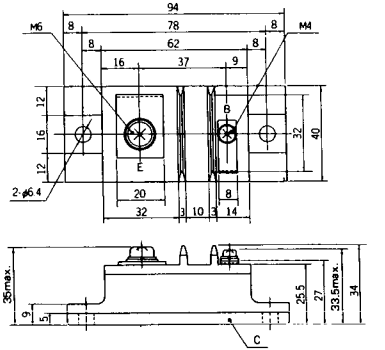

BBT-IV

BBTIV
1D500A-030

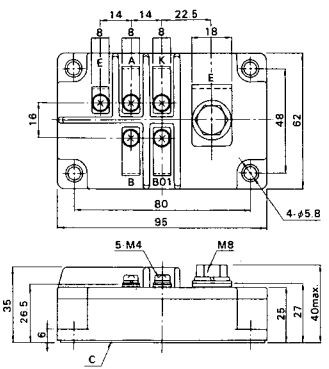

《寸法図単位:mm》

http://store.iiic.cc/

M-101

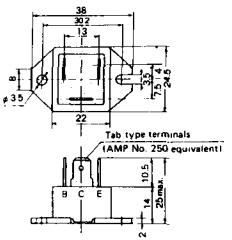

M-102

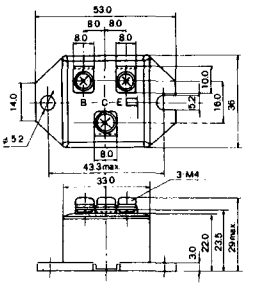

M-103

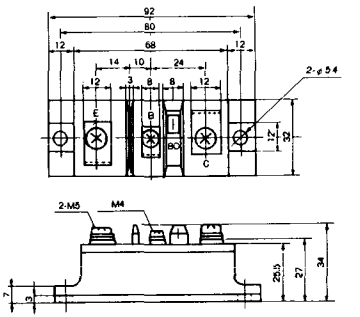

M-104

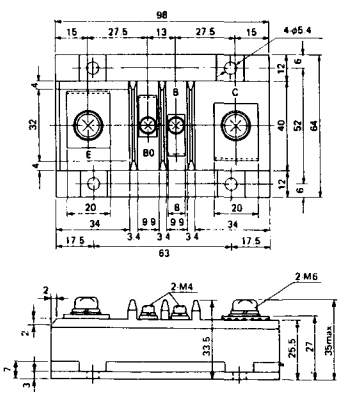

M-105

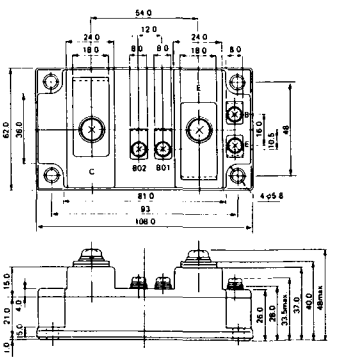

M-106

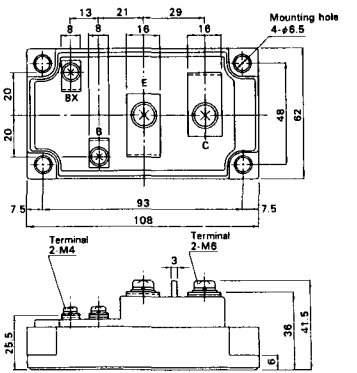

《寸法図単位：mm》

http://store.iiic.cc/

M-107

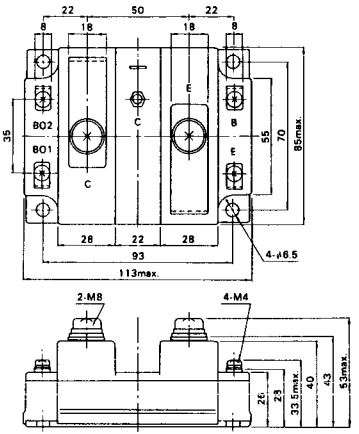

M-116

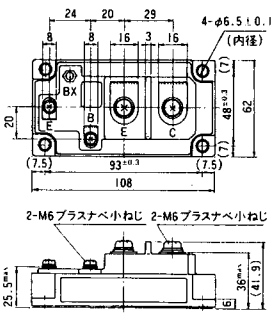

《寸法図単位：mm》

http://store.iiic.cc/

M-201

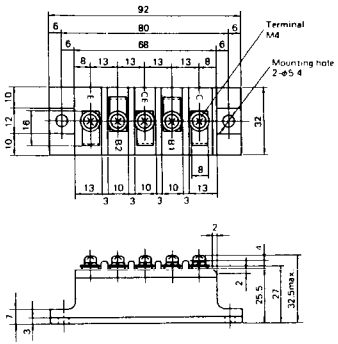

M-202

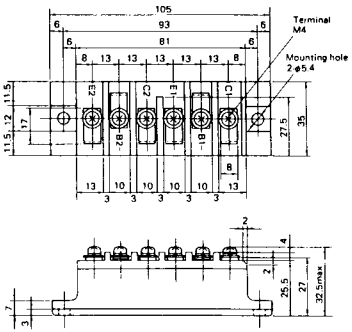

M-203

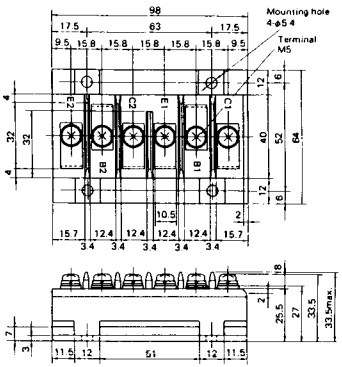

M-204

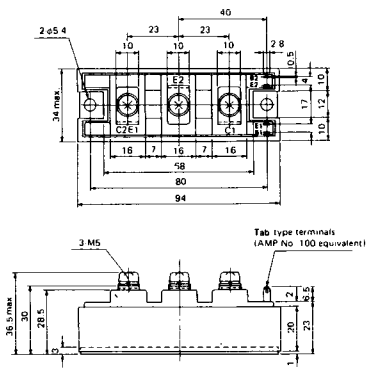

M-205

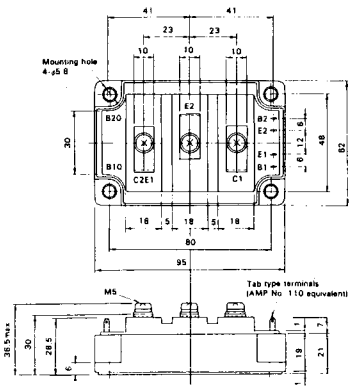

M-206

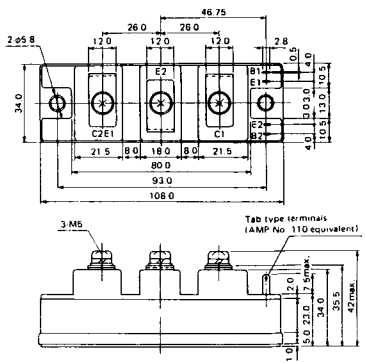

《寸法図単位：mm》

http://store.iiic.cc/

M-207

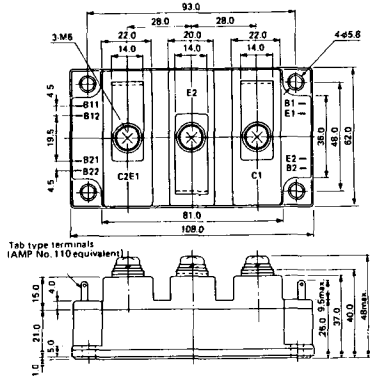

M-208

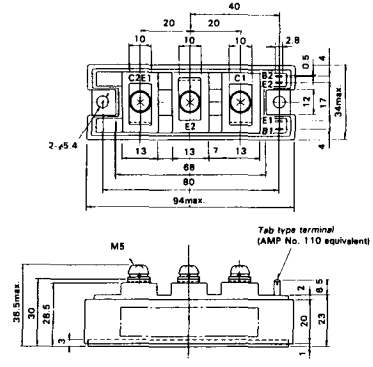

M-209

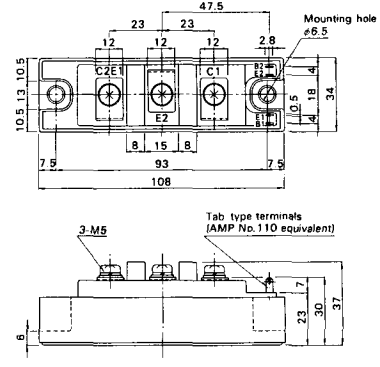

M-210

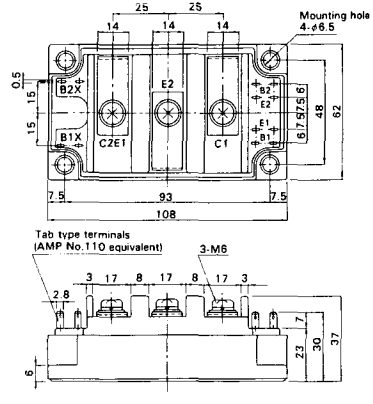

M-211

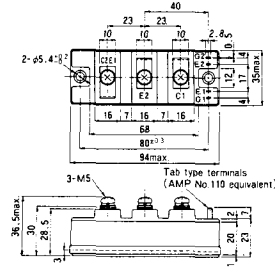

M-212

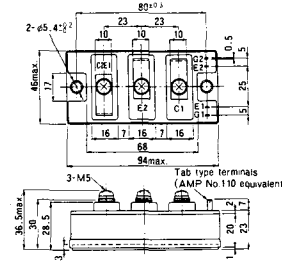

《寸法図単位：mm》

http://store.iiic.cc/

M-213

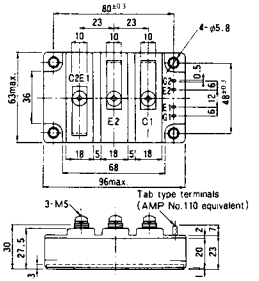

M-214

M-215

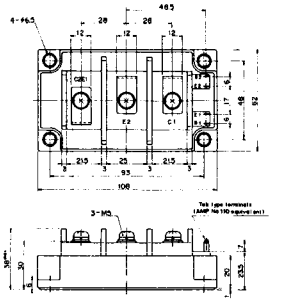

M-216

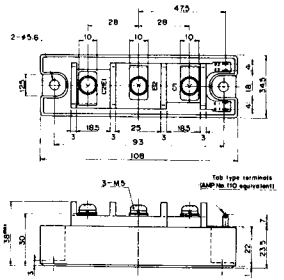

M-217

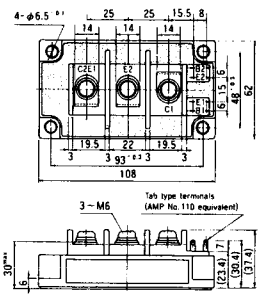

M-218

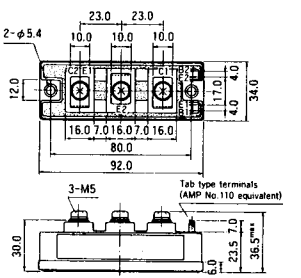

《寸法図単位:mm》

http://store.iiic.cc/

M-219

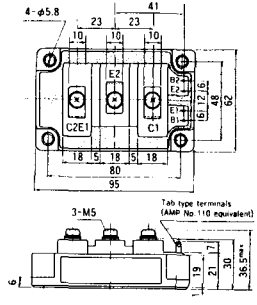

《寸法図単位:mm》

http://store.iiic.cc/

M-601

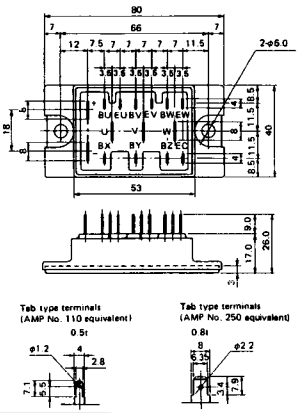

M-602

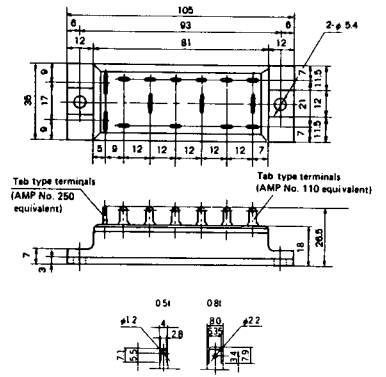

M-603

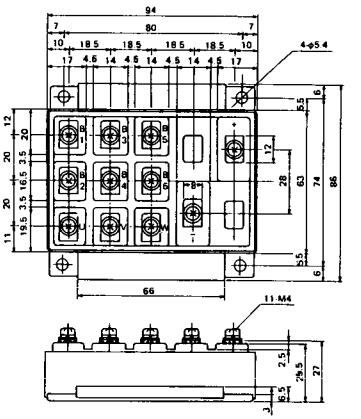

M-604

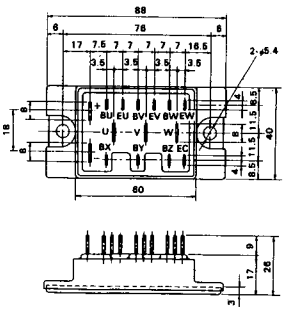

M-605

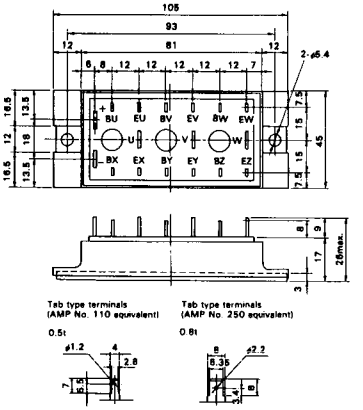

M-606

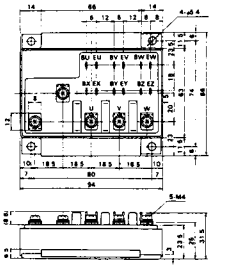

《寸法図単位：mm》

http://store.iiic.cc/

M-607

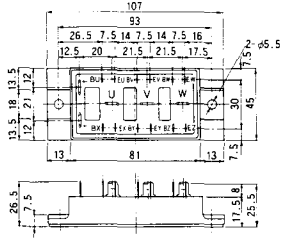

M-608

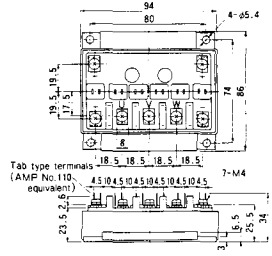

M-609

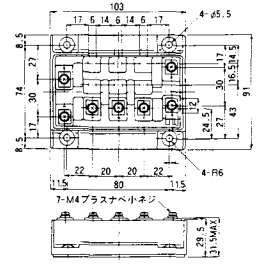

M-610

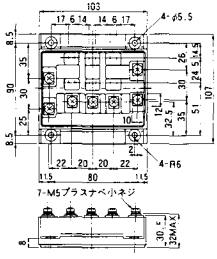

M-616

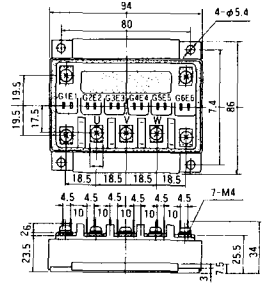

《寸法図単位:mm》

http://store.iiic.cc/

M-1A1A

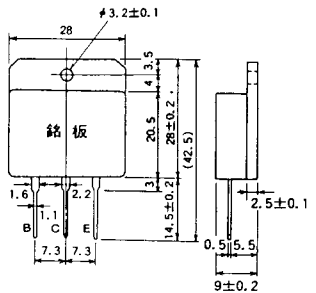

M-2A1A

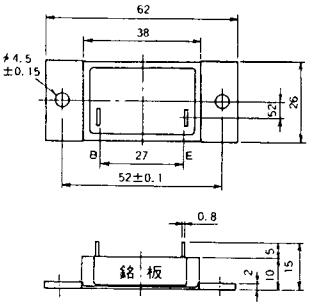

M-2B1A

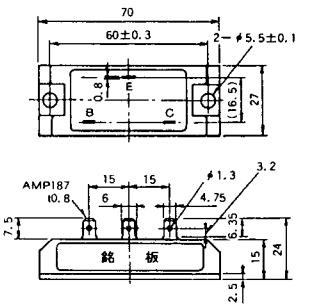

M-2B2A

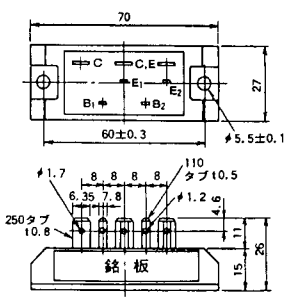

M-2C2A

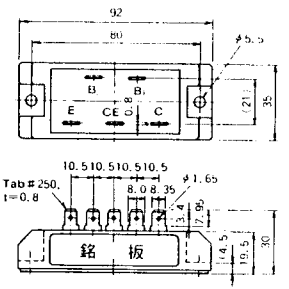

M-2D4A

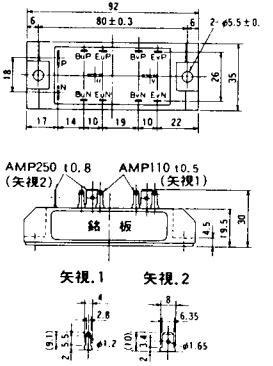

《寸法図単位:mm》

http://store.iiic.cc/

M-2E6A

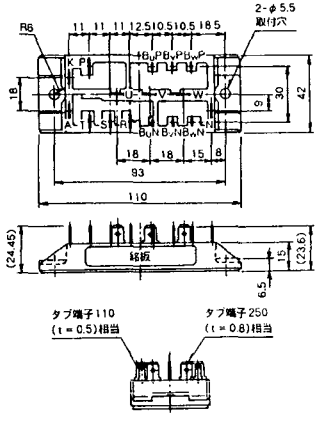

M-2F6A

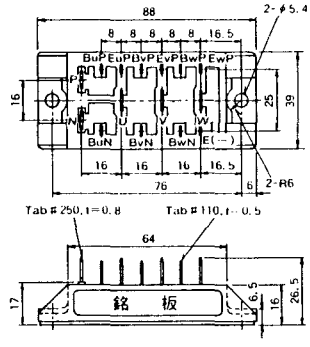

M-2G6A

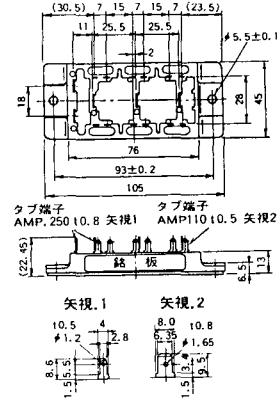

M-3A1A

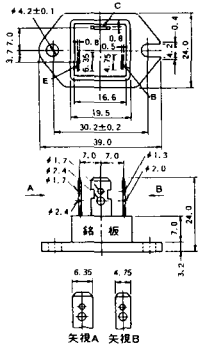

M-3B1A

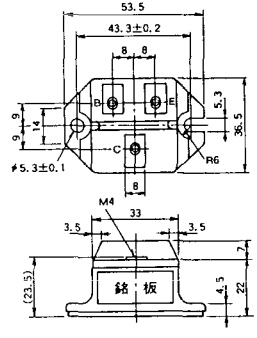

M-3B1B

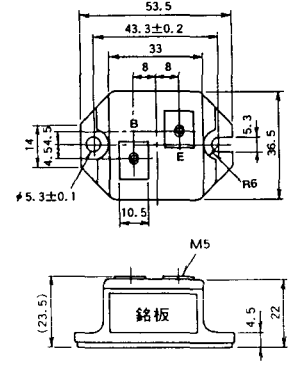

《寸法図単位:mm》

http://store.iiic.cc/

M-3C1A

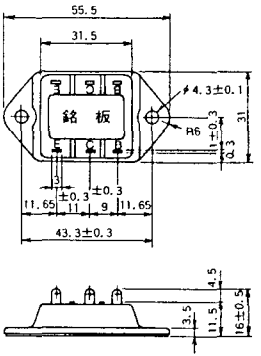

M-3D6A

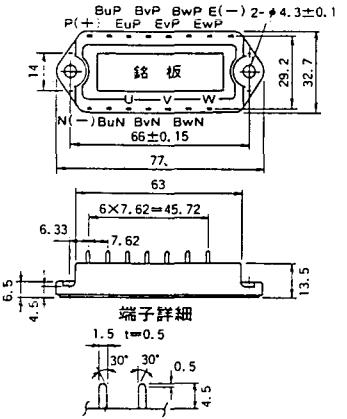

M-3E6A

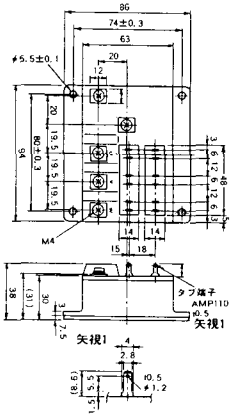

M-4A1A

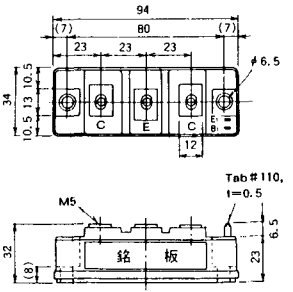

M-4A2A

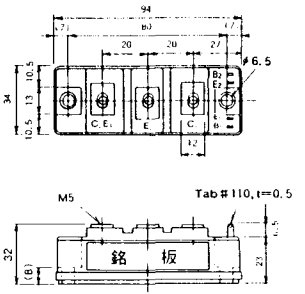

M-4A1B

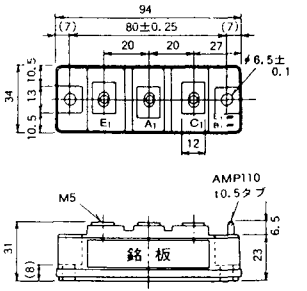

《寸法図単位:mm》

http://store.iiic.cc/

M-4A2B

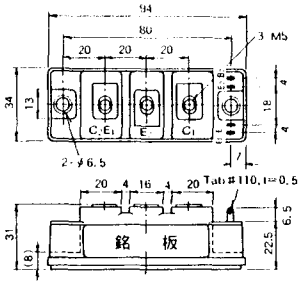

M-4B2A

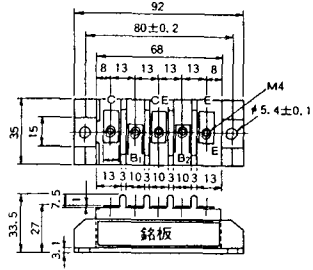

M-5A1A

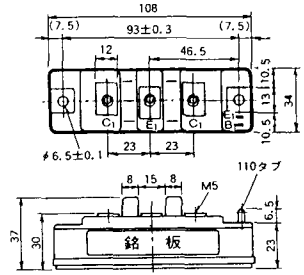

M-5A1B

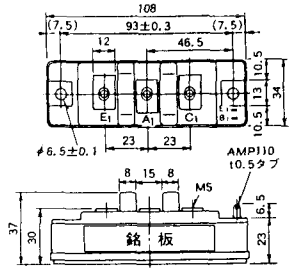

M-5A2A

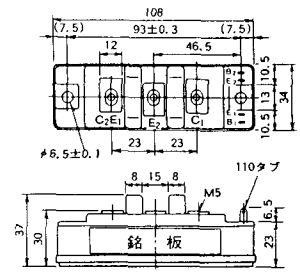

M-5B2A

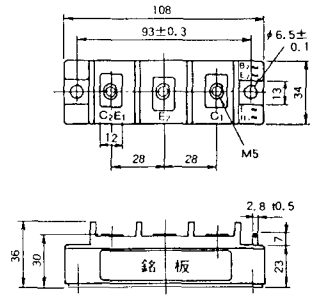

《寸法図単位:mm》

http://store.iiic.cc/

M-5C2A

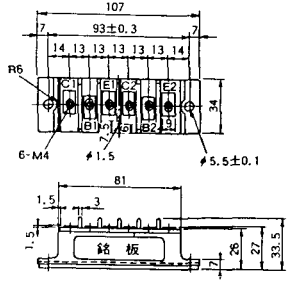

M-5D2A

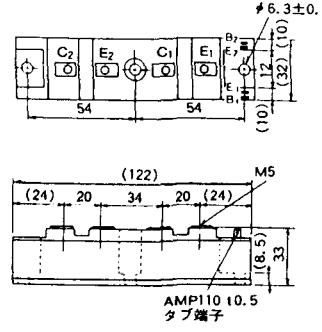

M-6A1A

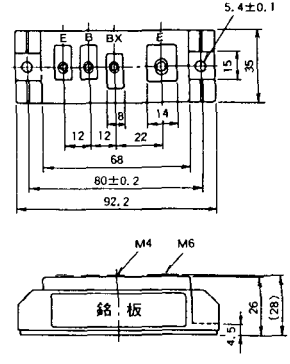

M-7A1A

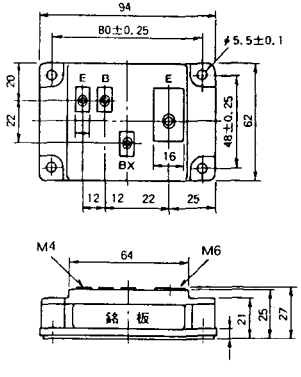

M-7B1A

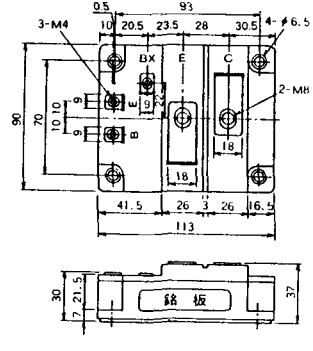

M-8A1A

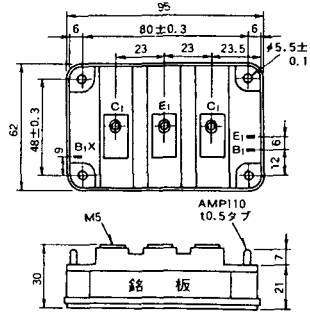

《寸法図単位:mm》

http://store.iiic.cc/

M-8A1B

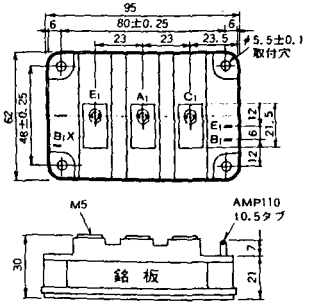

M-8A2A

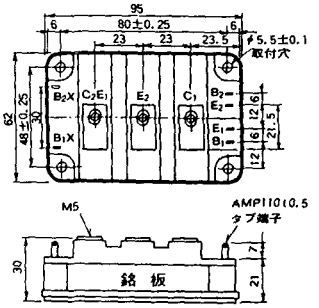

M-8A2B

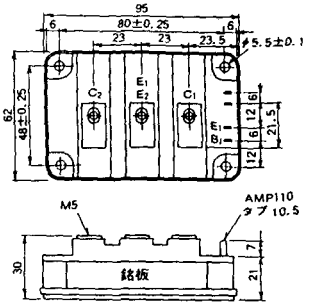

M-8B2A

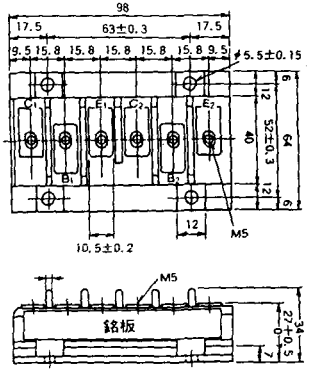

M-9A1A

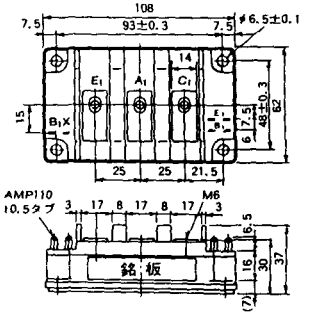

M-9A2A

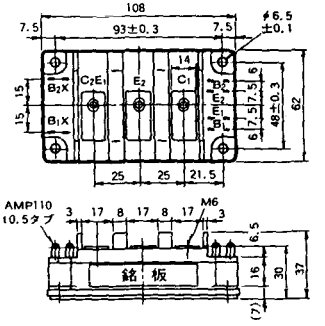

《寸法図単位:mm》

http://store.iiic.cc/

M-9B1A

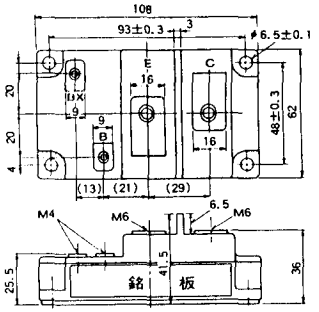

M-9C2A

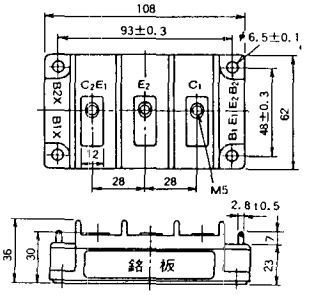

M-1A1B

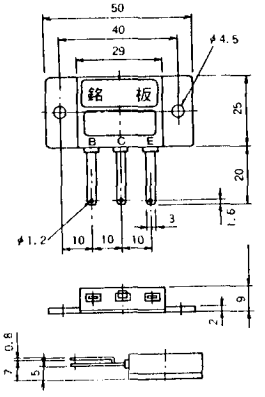

M-1A1C

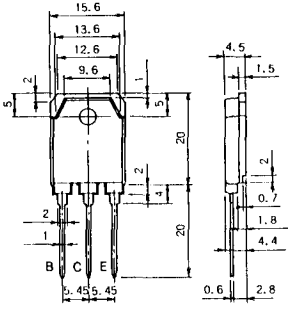

M-2E6B

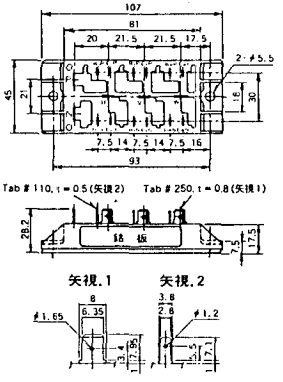

M-2E6C

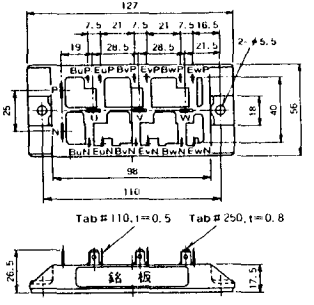

《寸法図単位:mm》

http://store.iiic.cc/

M-2G6B

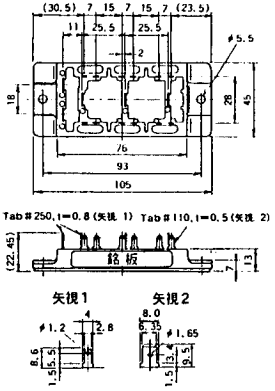

M-3D6B

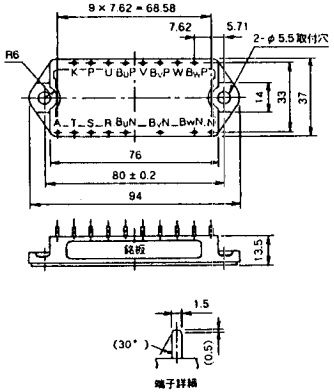

M-4A2C

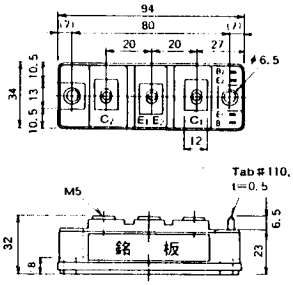

M-7A1B

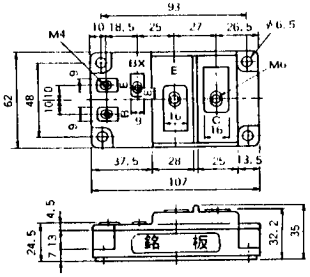

M-7C1A

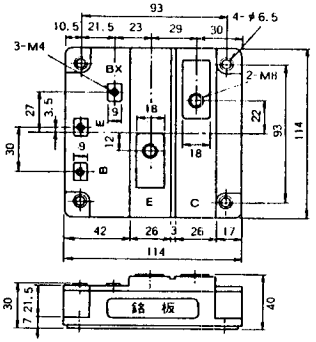

M-8A2C

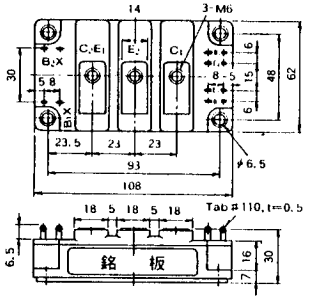

《寸法図単位：mm》

http://store.iiic.cc/

M-10A2A

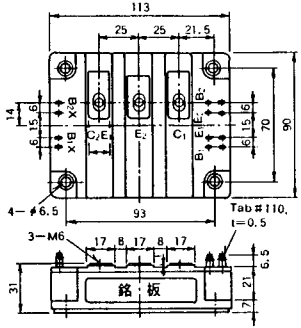

M-10A2B

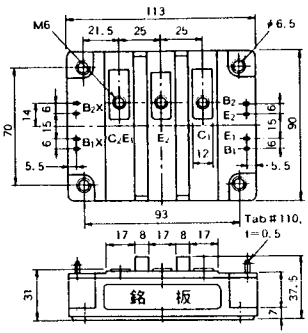

M-11A2A

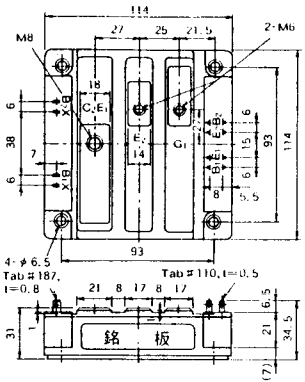

M-12A6A

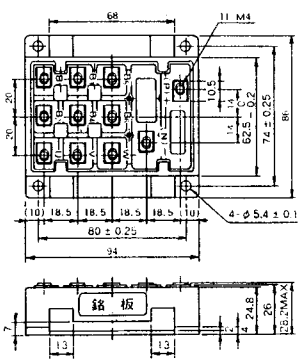

M-12B6A

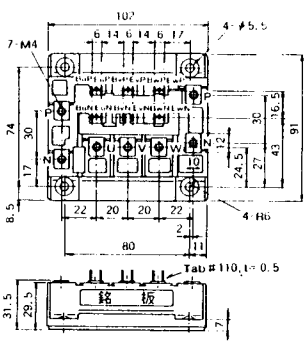

M-12B6B

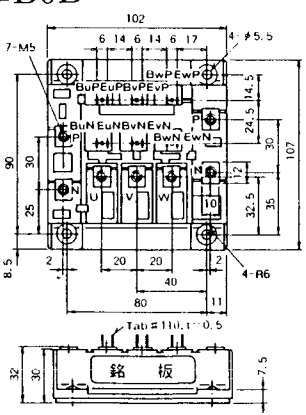

《寸法図単位：mm》

http://store.iiic.cc/

M-4A2D

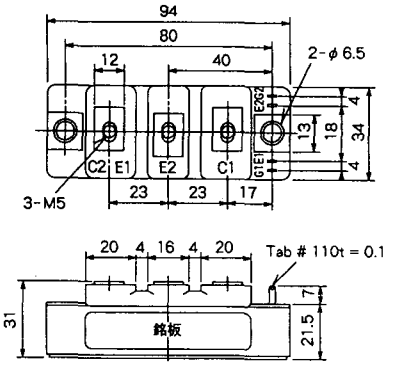

M-4A2E

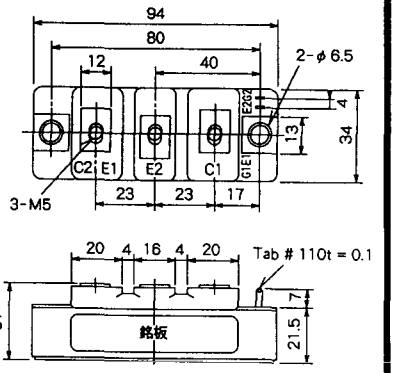

M-4C2A

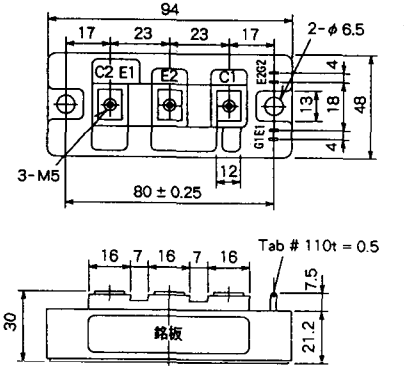

M-4C2B

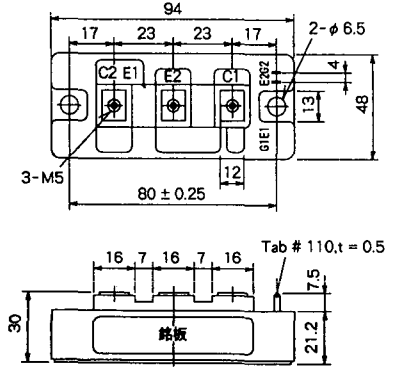

M-9B1C

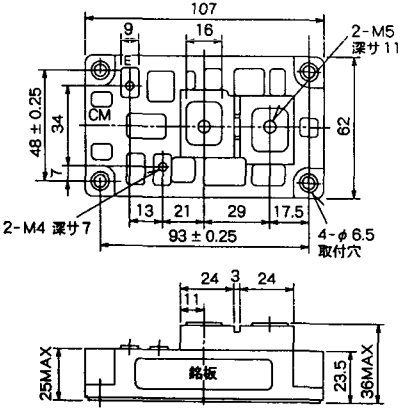

M-9D2A

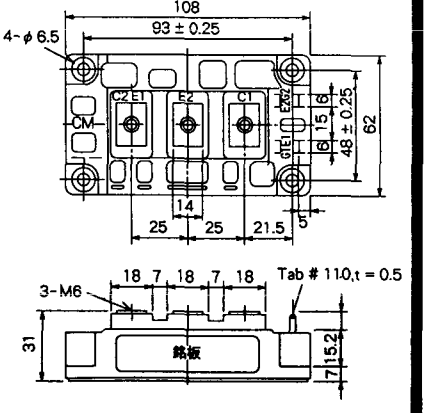

《寸法図単位：mm》

http://store.iiic.cc/

M-9D2B

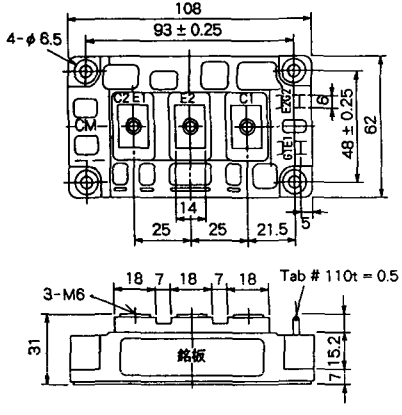

M-10A2C

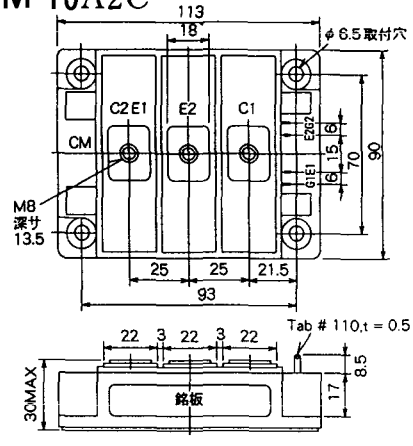

《寸法図単位：mm》

http://store.iiic.cc/

H-101

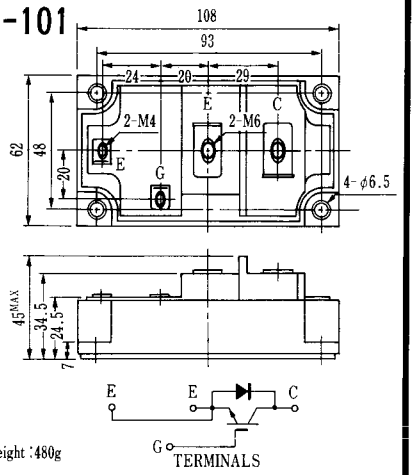

Weight :480g

《寸法図単位:mm》

http://store.iiic.cc/

H-201

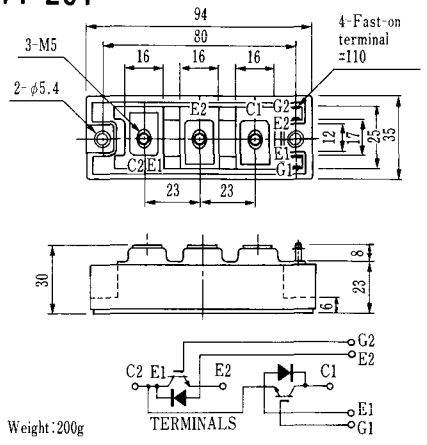

Weight:200g

H-202

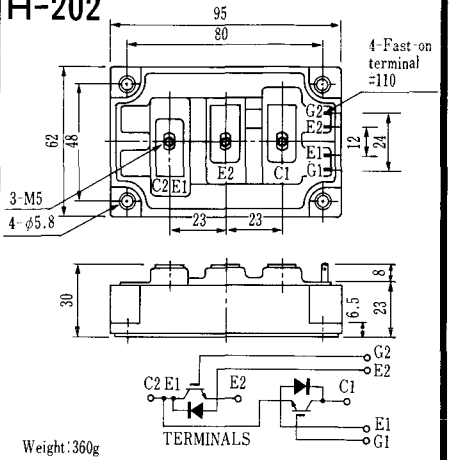

Weight:360g

《寸法図単位:mm》

http://store.iiic.cc/

LF-J

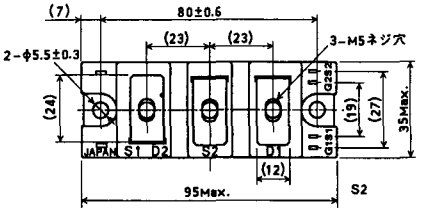

LF-K

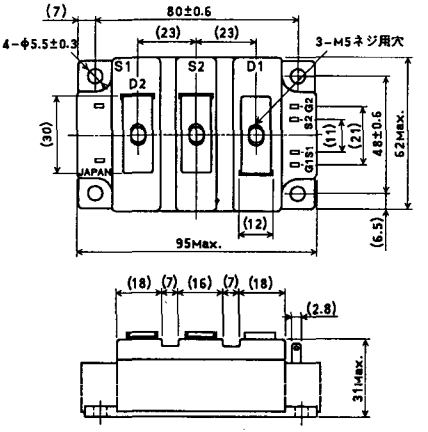

《寸法図単位：mm》

http://store.iiic.cc/

U-1

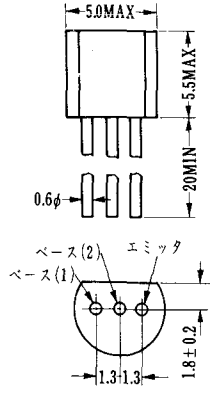

U-2

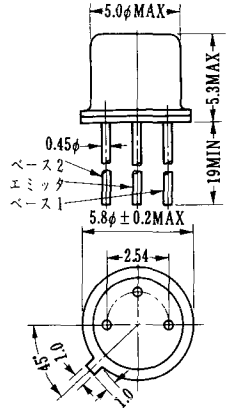

U-3

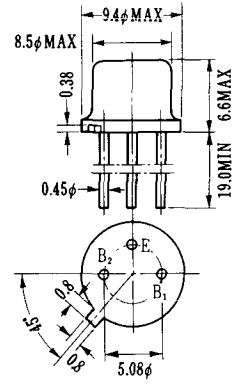

U-4

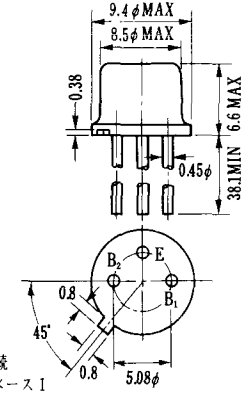

電極接続
B_1：ベース1
B_2：ベース2
E：エミッタ

U-5

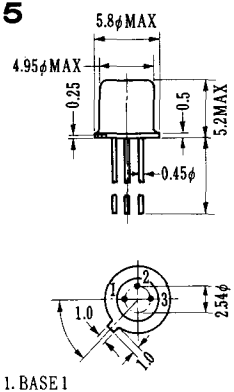

1. BASE 1
2. EMITTER
3. BASE 2 (CASE)

U-6

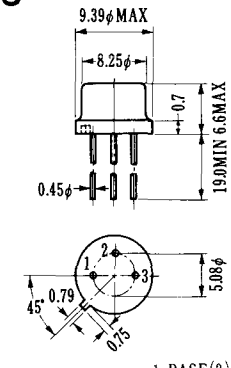

1. BASE(2)
2. EMITTER
3. BASE(1)

U-7

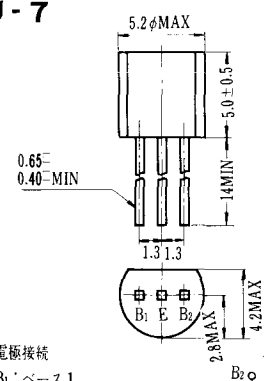

電極接続
B_1：ベース1
E：エミッタ
B_2：ベース2

U-8

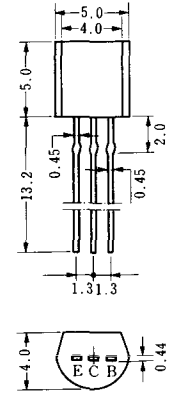

《寸法図単位：mm》

http://store.iiic.cc/