


SKM 200GB063D



SEMITRANS™ 3

Superfast NPT-IGBT Modules

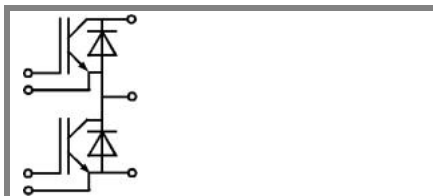
SKM 200GB063D

Features

- N channel, homogeneous Silicon structure (NPT - Non punch-through IGBT)
- Low tail current with low temperature dependence
- High short circuit capability, self limiting if term. G is clamped to E
- Pos. temp.-coeff. of V_{CEsat}
- 50 % less turn off losses
- 30 % less short circuit current
- Very low C_{ies} , C_{oes} , C_{res}
- Latch-up free
- Fast & soft inverse CAL diodes
- Isolated copper baseplate using DCB Direct Copper Bonding Technology without hard mould
- Large clearance (13 mm) and creepage distances (20 mm)

Typical Applications

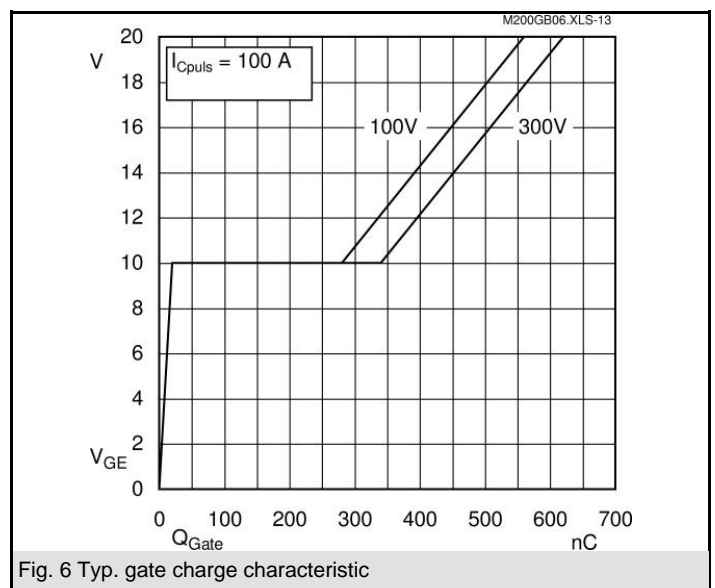
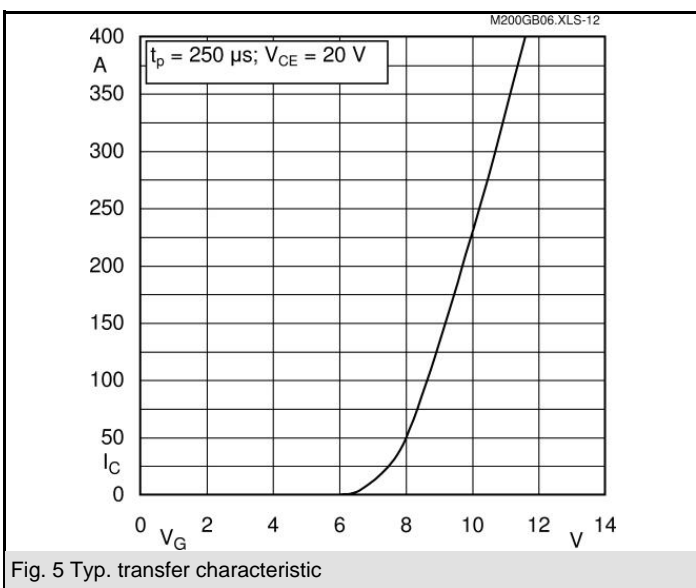
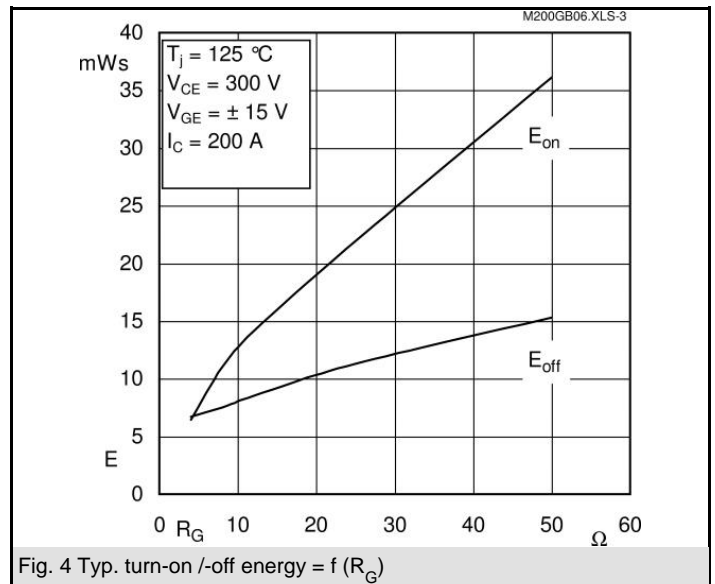
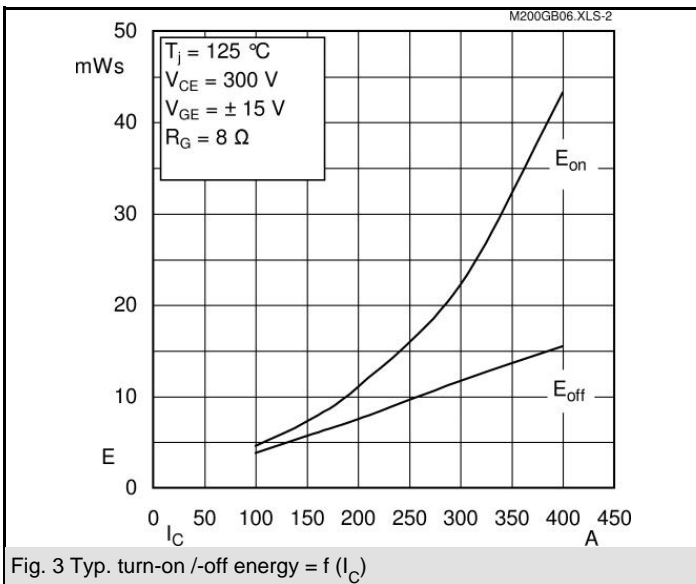
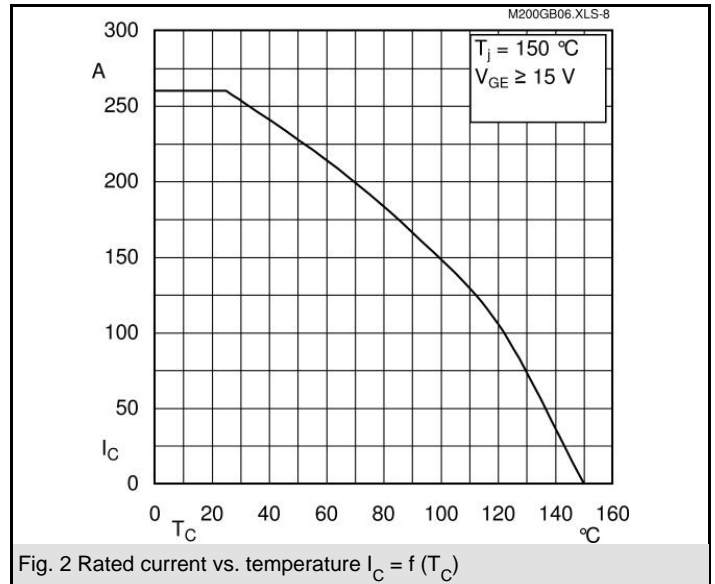
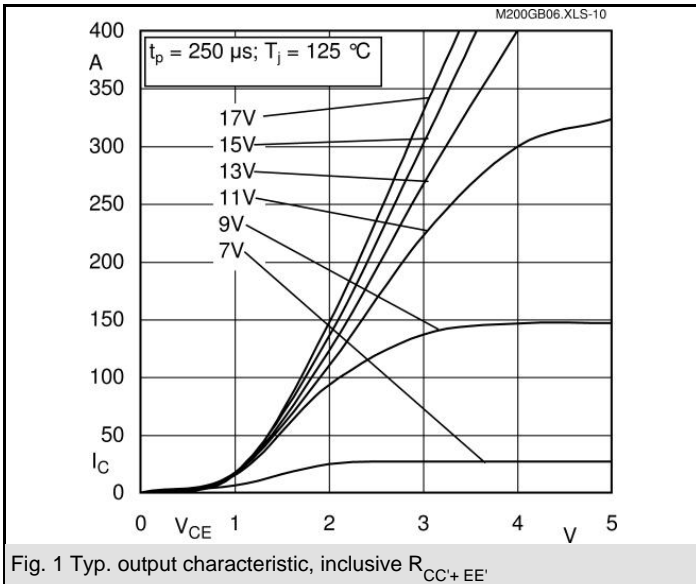
- Switching (not for linear use)
- Switched mode power supplies
- AC inverter servo drives
- UPS uninterruptable power supplies
- Welding inverters

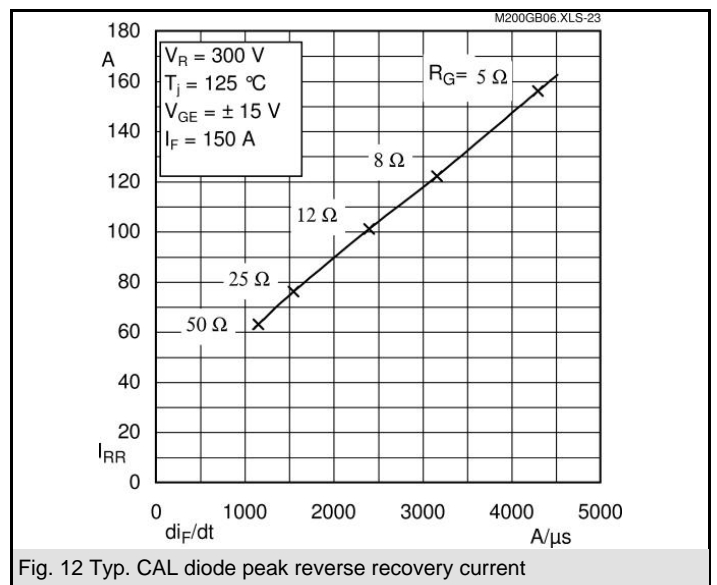
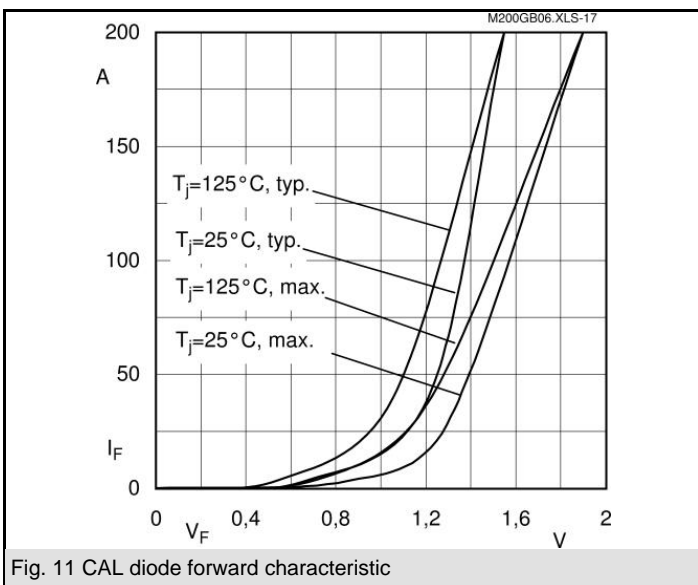
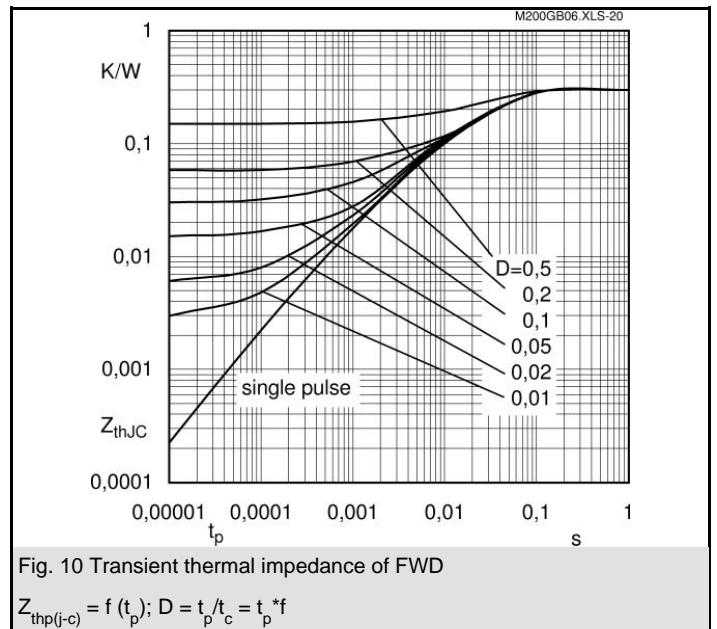
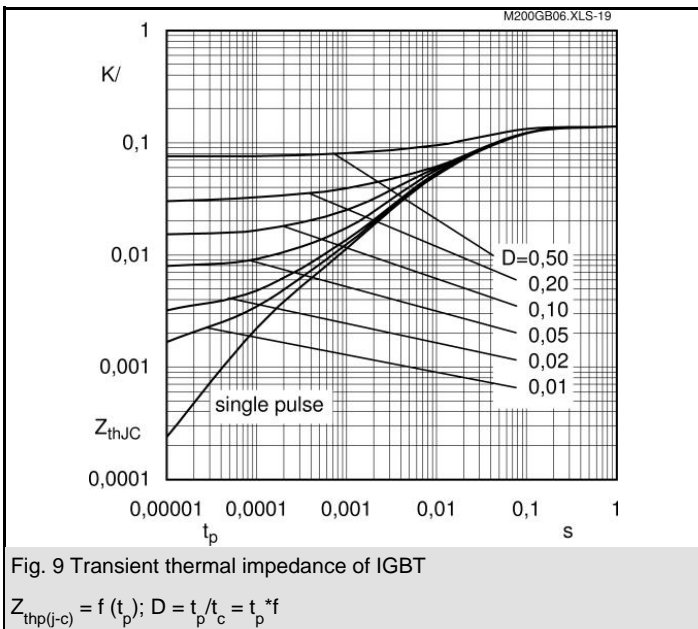
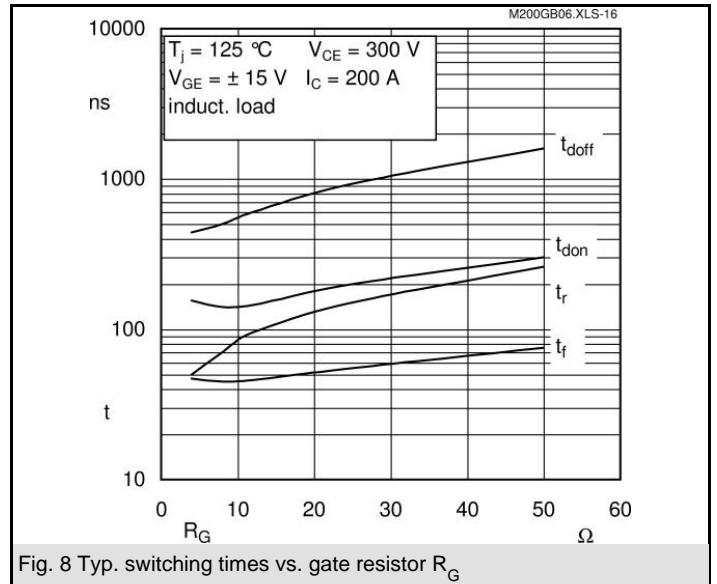
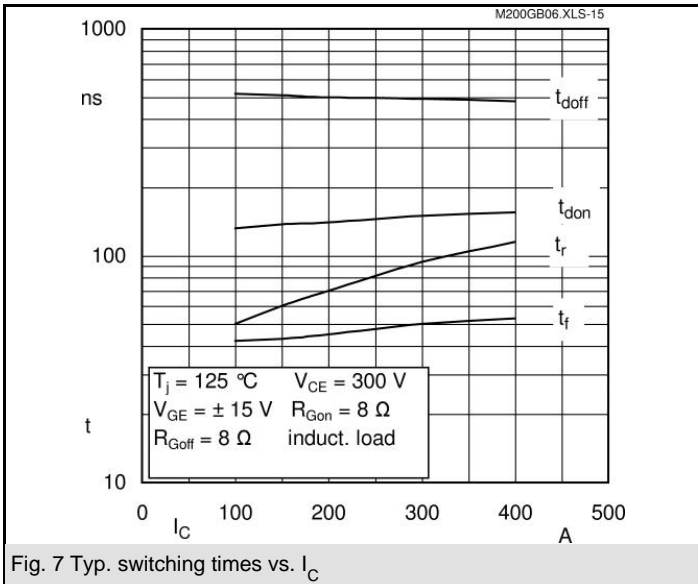


GB

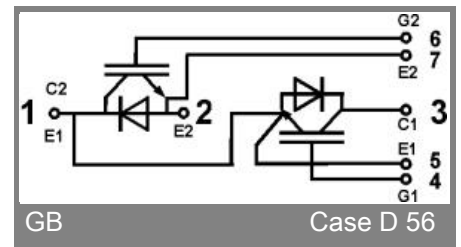
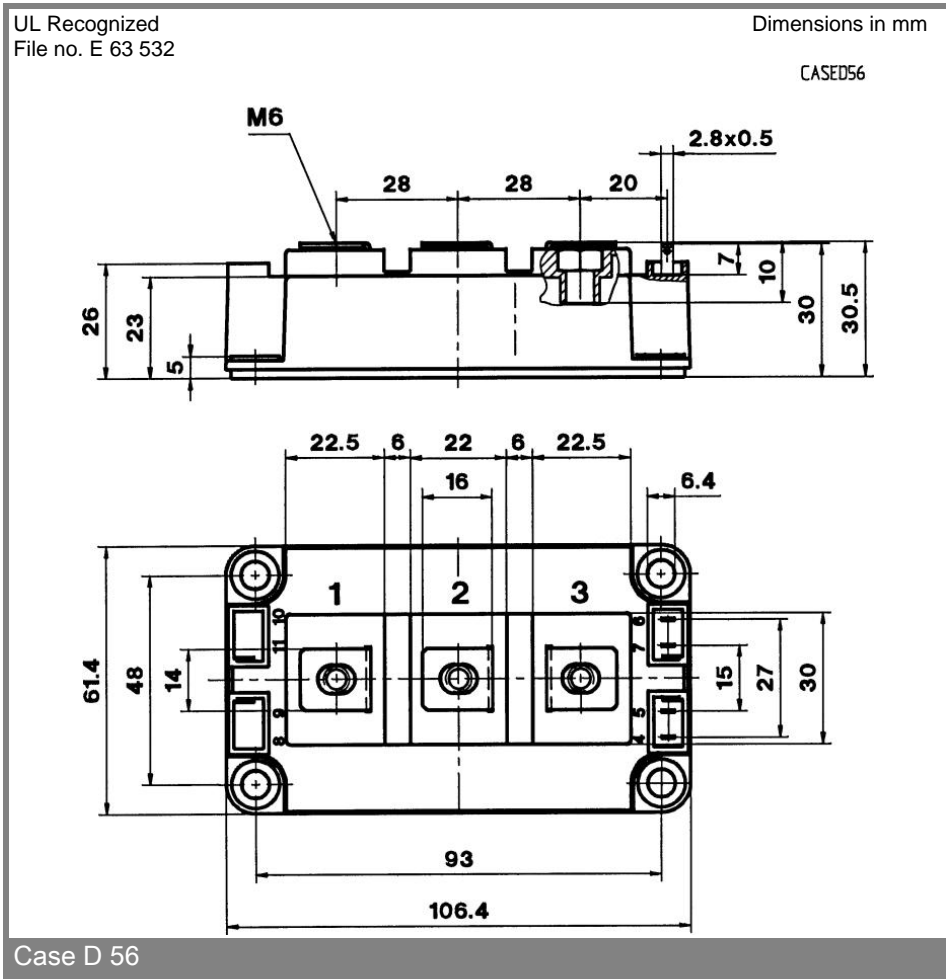
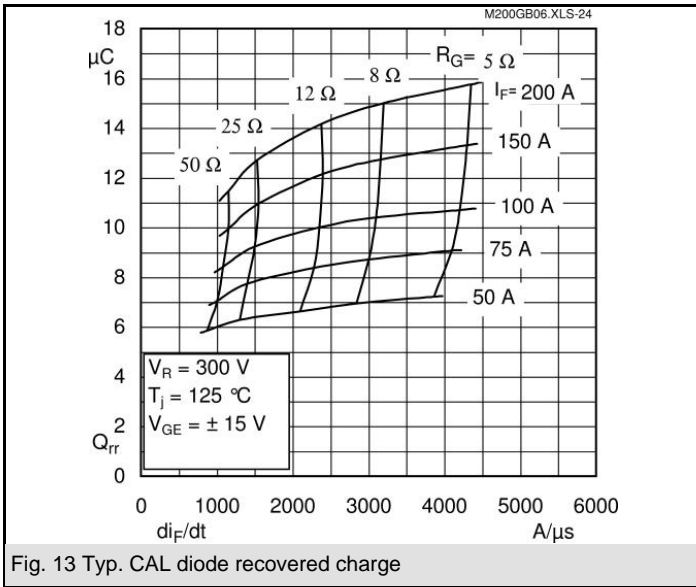
Absolute Maximum Ratings		$T_c = 25\text{ }^\circ\text{C}$, unless otherwise specified	
Symbol	Conditions	Values	Units
IGBT			
V_{CES}		600	V
I_C	$T_c = 25\text{ (70) }^\circ\text{C}$	260 (200)	A
I_{CRM}	$t_p = 1\text{ ms}$	400	A
V_{GES}		± 20	V
T_{vj} (T_{stg})	$T_{OPERATION} \leq T_{stg}$	- 40 ... + 150 (125)	$^\circ\text{C}$
V_{isol}	AC, 1 min.	2500	V
Inverse diode			
I_F	$T_c = 25\text{ (80) }^\circ\text{C}$	200 (135)	A
I_{FRM}	$t_p = 1\text{ ms}$	400	A
I_{FSM}	$t_p = 10\text{ ms; sin.; } T_j = 150\text{ }^\circ\text{C}$	1400	A

Characteristics		$T_c = 25\text{ }^\circ\text{C}$, unless otherwise specified			
Symbol	Conditions	min.	typ.	max.	Units
IGBT					
$V_{GE(th)}$	$V_{GE} = V_{CE}; I_C = 4\text{ mA}$	4,5	5,5	6,5	V
I_{CES}	$V_{GE} = 0; V_{CE} = V_{CES}; T_j = 25\text{ (125) }^\circ\text{C}$		0,1	0,3	mA
$V_{CE(TO)}$	$T_j = 25\text{ (125) }^\circ\text{C}$		1,05 (1)		V
r_{CE}	$V_{GE} = 15\text{ V}; T_j = 25\text{ (125) }^\circ\text{C}$		5,3 (7)		m Ω
$V_{CE(sat)}$	$I_{Cnom} = 200\text{ A}; V_{GE} = 15\text{ V}$, chip level		2,1 (2,4)	2,5 (2,8)	V
C_{ies}	under following conditions		11,2		nF
C_{oes}	$V_{GE} = 0; V_{CE} = 25\text{ V}; f = 1\text{ MHz}$		1,25		nF
C_{res}			0,75		nF
L_{CE}				20	nH
$R_{CC'+EE'}$	res., terminal-chip $T_c = 25\text{ (125) }^\circ\text{C}$		0,35 (0,5)		m Ω
$t_{d(on)}$	$V_{CC} = 300\text{ V}; I_{Cnom} = 200\text{ A}$		140		ns
t_r	$R_{Gon} = R_{Goff} = 8\text{ }^\circ\Omega; T_j = 125\text{ }^\circ\text{C}$		70		ns
$t_{d(off)}$	$V_{GE} = \pm 15\text{ V}$		442		ns
t_f			45		ns
$E_{on} (E_{off})$			11 (7,5)		mJ
Inverse diode					
$V_F = V_{EC}$	$I_{Fnom} = 200\text{ A}; V_{GE} = 0\text{ V}; T_j = 25\text{ (125) }^\circ\text{C}$		1,55 (1,55)	1,9	V
$V_{(TO)}$	$T_j = 125\text{ () }^\circ\text{C}$			0,9	V
r_T	$T_j = 125\text{ () }^\circ\text{C}$		4	5,5	m Ω
I_{RRM}	$I_{Fnom} = 200\text{ A}; T_j = 125\text{ () }^\circ\text{C}$		75		A
Q_{rr}	$di/dt = A/\mu\text{s}$		12,7		μC
E_{rr}	$V_{GE} = V$				mJ
Thermal characteristics					
$R_{th(j-c)}$	per IGBT			0,14	K/W
$R_{th(j-c)D}$	per Inverse Diode			0,3	K/W
$R_{th(c-s)}$	per module			0,038	K/W
Mechanical data					
M_s	to heatsink M6	3		5	Nm
M_t	to terminals M6	2,5		5	Nm
w				325	g





SKM 200GB063D



This is an electrostatic discharge sensitive device (ESDS), international standard IEC 60747-1, Chapter IX.

This technical information specifies semiconductor devices but promises no characteristics. No warranty or guarantee expressed or implied is made regarding delivery, performance or suitability.